


Good-Lite Product Catalog

YOUR SOURCE for VISION



Cognitive Test • Grating Acuity • Wall Charts • Handheld Charts • EyeSpy 20/20
18 Charts • ETDRS Charts • Low Vision • Intermediate Vision • Near Vision • Re
Cards • ETDRS Cabinet • Spot Vision Screener • ESV1200 - 9x14 • ESV1018 - 10
nsta-Line • CSV-1000 • Super Pinhole • Accessories • Screening Software • Testi
oftware • Fixation • Occluders • Fun Frames • Prisms • Hyperopia • Retinoscopy
Models • Stereo Test • Worth 4-Dot • Color Books & Tests • D15 Style Color Te
saturated Color Test • Projector Slides • Continuous Text • Adult Charts • Child
charts • Pediatric Charts • Vectographic Slides • Amsler Grid • Campimeter • Pris
ar • Loose Prism • Spanish • Vectog
s/Frames • Filters • Risley • Eye Pa
sitivity • Visual Field • Cognitive Vision • Adaptation • Color Vision • Optokin



Celebrating More Than 90 Years of Good-Lite

The Good-Lite Company is celebrating more than 90 years as the industry leader in illuminated cabinets; evidence-based eye charts, such as the LEA SYMBOLS®, and many more vision screening and testing products available in this catalog and online.

The combined efforts of Robert Good, MD, Professor of Ear, Nose, and Throat at the Chicago College of Medicine and Surgery, and his son, Palmer Good, MD, ophthalmologist, created the Good-Lite Company in 1930 with the development of the first Good-Lite medical headlight.

Later, Palmer added vision testing equipment to the product line and led the Good-Lite Company to its honored position among today's vision screening and testing providers.

Good-Lite's numerous achievements over the last 90 years are noteworthy. Palmer Good worked closely with Louise Sloan, PhD, of the Wilmer Eye Institute at Johns Hopkins to develop the Sloan Letters for distance and near testing. Good-Lite is proud to have produced the first commercial chart using Sloan Letters, copyrighted in 1961 by Palmer Good. Sloan letters continue to be the optotype of choice for many medical professionals, and were the precursor to ETDRS charts in worldwide use in clinical trials.

In the 1970s, Palmer worked with Otto Lippmann, MD, to develop HOTV optotypes using Sloan letters. Lippmann's HOTV optotypes — a modified version of a Stycar matching letters test based on Snellen letters — are useful for screening and testing vision of children as young as age 3 years. The American Academy of Pediatrics, et al., includes HOTV optotypes on its list of recommended tests for preschool vision screening.

In 2002, Good-Lite proudly received exclusive, worldwide manufacturing rights to the complete LEA Test System developed by Lea Hyvärinen, MD, PhD, pediatric ophthalmologist, of Finland. Dr. Hyvärinen started the first vision rehabilitation service in Finland in 1976, designed the LEA SYMBOLS® in 1976, and first described her 4 symbols—apple, house, square, and circle—in a peer-reviewed journal in 1980. This System includes the LEA SYMBOLS®, the only pediatric optotypes that blur equally at threshold to prevent guessing, and the LEA NUMBERS®. The core tests in this unique system assess near and distance visual acuity, contrast sensitivity, visual field deficits, cognitive vision, adaptation, and color deficiency. They are useful for screening and testing children of all ages, as well as for conducting functional vision assessments

in children and adults with developmental delays/disabilities. The American Academy of Pediatrics, et al., includes LEA SYMBOLS® on its list of recommended tests for preschool vision screening.

Good-Lite values its key role in helping vision screeners and eye care professionals detect and treat vision disorders. We take pride in meeting the diverse needs of all those who assess vision, including the many clinical trials investigators who look to Good-Lite for state-of-the-art, evidence-based, standardized equipment. As we celebrate our 90+ years, Good-Lite remains family owned and operated and is currently in the capable hands of the third and fourth generations of the Good family.

In celebration of more than 90 years of success, we thank you, our valued customers, for your continued confidence in us. We appreciate your business and you have our assurance that we will continue to provide you with dependable, cost-efficient products and professional services in the years to come.

Good-Lite's Vision Experts



Lea Hyvärinen, MD

Lea Hyvärinen, MD, PhD, Professor h.c., Rehabilitation Sciences, University of Dortmund, Germany; Senior Lecturer, Developmental Neuropsychology, University of Helsinki, Finland, started to develop her LEA Vision Test System in 1976 in Helsinki and has worked on it with Chris Greening in 17 years. The Test System now contains tests for numerous clinical test situations and vision screening of children and adults with different communication needs.

The original tests on the printed near vision card were: a standard test, a test with wide spacing and a tightly crowded test. There were two tests for distance, a hand-made grating acuity test and for low contrast, photographic tests at the same contrast levels as today. In early 1990s came the LEA 3-D PUZZLE™, first black & white, later colorful; Panel 16 Color Vision Test; LEA GRATINGS™; Cone Adaptation Test; LEA RECTANGLE GAME™; LEA MAILBOX GAME™; HEIDI™ Expressions Game and the LEA NUMBERS®. The additions of the recent years are LEA GRATINGS™ Acuity Test, LEA FLICKER WAND™, the 40M and 60M cards for presentation as a line test or singly and the LEA GRATINGS™ Low Contrast Test.

Dr. Hyvärinen's contributions to vision include training courses and lectures on functional vision testing for children with disabilities. The next pages depict the Core Tests and their numerous variants that are still available for numerous screening projects and programs.



P. Kay Nottingham Chaplin, EdD Director, Vision and Eye Health Initiatives

Kay Nottingham Chaplin, EdD, has worked in the vision screening field for more than 13 years. Dr. Chaplin publishes, lectures, trains, and consults on how to create a strong vision health system of care. A component of this system includes optotype- and instrument-based vision screening using tools supported by research.

Dr. Chaplin is a member of the national Expert Advisory Committee and Education Subcommittee to the National Center for Children's Vision and Eye Health at Prevent Blindness. <http://nationalcenter.preventblindness.org/>

Dr. Chaplin was recently invited to serve as a consultant to the Vision Screening Committee of the American Association for Pediatric Ophthalmology and Strabismus.

Dr. Chaplin has lectured, trained, and consulted at more than 100 national, state, and local venues, including conferences for the:

- National Association for School Nurses,
- National Head Start Association,
- National Association for Pediatric Nurse Practitioners
- Society for Physician Assistants in Pediatrics, and the
- National Assembly on School-Based Health Care.

Dr. Chaplin is available to help you create a strong vision health system of care, including vision screening, or to speak at your next conference, meeting, or congress. To schedule Dr. Chaplin, contact us at info@good-lite.com.

GOOD-LITE

CATALOG CONTENTS

Follow Good-Lite
online:



goodliteco



goodliteco



goodliteco

lea SYMBOLS®

lea-numbers®



These products and
much, much more can be
found on our website at:

www.good-lite.com



LEA Core Vision Tests — Page 2

The Core Tests based on LEA SYMBOLS® and LEA NUMBERS® designed for screening and assessment of visual functioning.

Color Vision Tests — Page 9

Panel 16	Magnetic Color Test	HMC Anomaloscope
Color Plate Books	HRR Color Tests	Farnsworth 100 Hue

Computerized Vision — Page 12

Vision Testing Software	Vision Screening Software
EyeSpy 20/20™	iPad Apps

Distance Visual Acuity Testing — Page 15

Wall & Handheld Charts	Pediatric Vision	LEA SYMBOLS®
LEA NUMBERS®	Sloan Letters	HOTV

Distance Visual Acuity Screening — Page 17

Spot Handheld Vision Screener	
AAPOS Vision Screening Kit	AAPOS Supplemental Vision Screening Kit

Near Vision and Reading Visual Acuity — Page 18

LEA SYMBOLS®	LEA NUMBERS®	Lighthouse Near Vision
Sloan Letters	Reading Cards	Spanish Reading Cards

Low Vision and Low Contrast — Page 25

Rehabilitation Charts	Low Contrast Charts	Low Contrast Flip Charts
ELCT Contrast Chart		

Illuminated Cabinets and Charts — Page 29

ESV3000 & ESC2000 ETDRS	ESV1200 & 1500	Insta-Line Quantum
ESV1018	CSV-1000	Super Pinhole

Stereoacuity Screening — Page 44

Stereoacuity Screening	Random Dot E	Disparity Targets
PASS Smile Tests	Polarized Vectographs	Worth 4-Dot

Examination Tools — Page 48

Prisms	Neutral Density	Trial Frames and Lenses
+/- Flippers	Occluders	Fixation

General Optical Aids — Page 59

Marsden Ball	Eye Models	Tangent Screen
Slit Lamp & Lenses	Alger Brushes	Anti-Suppression

3 Easy Ways to Order from Good-Lite:



Order online at
www.good-lite.com



Order by Phone
800-362-3860



Order by Email
orders@good-lite.com


Visual Acuity Tests: **lea SYMBOLS®**

Visual acuity tests are used more than any other tests in ophthalmology, optometry, and in vision screening in preschool, school, and occupational health care. Visual acuity can be measured with several different tests that depict different qualities of vision. The basic test is the line test, which has at least five optotypes (test symbols) on the test lines with spaces between the optotypes

that are equal to the width of the optotypes of that line. The distance between the test lines is equal to the height of the lower line (Visual Acuity Measurement Standard (1984) Consilium Ophthalmologicum Universale, Visual Function Committee).

In the LEA Test System series there are line tests, tests with more crowded symbols, and single symbol tests to allow assessment of

function of the visual system in these three functionally different situations. The number of tests has grown over the years because the needs in screening and assessment of children and adults vary at different ages and different functional levels. For more information, go to the Instruction Section of <http://www.lea-test.fi>.



LEA 3-D PUZZLE™

The LEA 3-D PUZZLE™ is designed for supporting the development of the concept of "same", first with colors, then with black and white concrete forms that are prerequisites for the measurement of recognition acuity with the LEA SYMBOLS® tests at an early age. During the play you can also observe eye-hand coordination and awareness of directions, which are often problems for children with brain damage, even mild brain damage. Package includes the booklet: *Assessing Vision Development Through Picture and Shapes* and instructions. Tray is 6.75" x 6.75" (17.2 cm x 17.2 cm). The 4 symbol puzzle pieces are approximately 2" x 2" (5.1 cm x 5.1 cm) each.

..... 251600



LEA SYMBOLS® Playing Cards

These specially designed playing cards make it easy to measure near visual acuity in young children, while teaching concepts of similar/different, big/small, bigger/smaller. The 4 packs contain 16 cards each with symbols of varying sizes: 16M and 10M, 6.3M and 4M, 2.5M and 1.6M, and 1M and 0.63M. Includes training cards and instructions. The paper cards measure 1.6" x 2.75" (4 cm x 7 cm).


..... 252500



LEA SYMBOLS® Domino Cards

Assess the near visual acuity of 2- and 3-year-old children, or use the cards at any age (older than 2+ years) to train an amblyopic eye. Set contains 3 packs of 16 domino-like cards with a large symbol at one end and a small symbol at the opposite end. Symbol sizes are 3.2M and 0.8M, 2.0M and 0.5M, and 1.25M and 0.3M. Each symbol on the card is printed with its M unit, decimal value, 6 meter, and 20 foot equivalency for visual acuity value at 40 cm testing distance. Includes training cards and instructions. Paper cards measure 1.6" x 2.75" (4 cm x 7 cm).

..... 251500



LEA SYMBOLS® Near Vision Screener (16 inches/40 centimeters)

This test is designed for amblyopia screening and testing children who have difficulties when tested with the standard near vision card (#250800). The background is gray with the exception of a white rectangle spaced at 100% surrounding each line of symbols. Line sizes from 20/400 to 20/16 (6/120 to 6/4.8) equivalent, 0.05 to 1.25. Printed on two sides. Response key is printed on the test card. Includes training cards and instructions. Screener measures 8" x 10" (20.3 cm x 25.4 cm).


..... 252000



LEA SYMBOLS® Near Vision Card (16 inches/40 centimeters)

This test measures near visual acuity with proportionally spaced (logMAR) lines on the front and lines with 25% and 50% spacing on the back. The tighter spacing often reveals difficulties in seeing tightly spaced details, which should be known when a child is learning to read. Line sizes range from 20/400 to 20/10 (6/120 to 6/3) equivalent, 0.05 to 2.00. Response key printed on test card. Includes training cards and instructions. Card measures 8" x 10" (20.3 cm x 25.4 cm).

..... 250800



LEA SYMBOLS® Pocket-Sized Near Vision Card (16 inches/40 centimeters)

This test is designed for testing patients' visual acuity during rounds and in similar situations with a need for quick testing. The test has proportionally spaced (logMAR) lines on one side and tightly crowded lines (50% spacing) on the reverse side. Line sizes from 20/400 to 20/10 (6/120 to 6/3) equivalent, 0.05 to 2.00. 3.75" x 6.25" (9.5 cm x 15.9 cm).

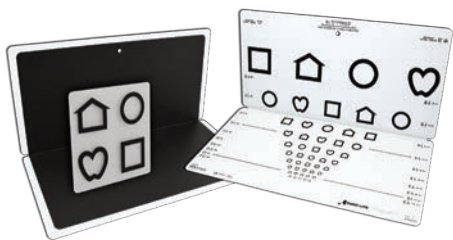
..... 250950



LEA SYMBOLS® Distance Vision Screener (10 feet/3 meters)

This test is designed for amblyopia screening and testing children who have difficulties when tested with the standard distance charts (#250250 or 250150). The background is gray with the exception of a white rectangle spaced at 50% surrounding each line of symbols. Line sizes from 20/80 to 20/16 (6/24 to 6/4.8) equivalent, 0.25 to 1.25. Includes response key. Pages are offset for easy flipping. Instructions are printed on the inside cover. 10 pages, 3.25" x 9" (8.25 cm x 22.9 cm).

..... 259900




LEA SYMBOLS® 10-Line Distance Chart (10 feet/3 meters)

This test is the most commonly used test in the health care of children at the age of 3 to 4 years and in amblyopia screening in many countries.

Proportionally spaced (logMAR) lines; line sizes range from 20/200 to 20/16 (6/60 to 6/4.8) equivalent, 0.25 to 1.25. The 20/160 (6/48) and 20/100 (6/30) lines have been omitted. The reverse side is black and can be used as the test surface for the color vision test (#260260). Has a hole for hanging the chart on the wall. Includes response key, and instructions. 16" x 16" (40.6 cm x 40.6 cm). Folds to 16" x 8" (40.6 cm x 20.3 cm).

..... 250250



LEA SYMBOLS® Crowded Symbol Book (10 feet/3 meters)

The Crowded Symbol Book is designed for testing children and adults who have difficulty in reading lines of optotypes. In this test, the child or adult identifies only the middle optotype. The four symbols surrounding the central symbol similarly to the way optotypes are crowded on line acuity charts. As a result of this crowding effect, this test often permits measurement of line acuity in young children much earlier than the line visual acuity charts and, thus, helps in early detection of amblyopia and impaired vision. Line sizes from 20/63 to 20/16 (6/19 to 6/4.8) equivalent, 0.63 to 1.25. Includes response key and instructions. 16 offset pages, 5" x 5" (12.7 cm x 12.7 cm).

..... 250700



LEA SYMBOLS® Single Symbol Book (10 feet/3 meters)

The Single Symbol Book is designed for testing children and adults who have difficulties in perception of symbols in lines. The visual acuity values measured with single symbols are often several lines better than the line acuity values in persons with impaired vision and, thus, overestimate the quality of visual functioning. Single optotype line sizes from 20/200 to 20/8 (6/60 to 6/2.4) equivalent, 0.10 to 2.50. Includes isolating mask, response key and instructions. 13 offset pages for easy flipping. 5" x 5" (12.7 cm x 12.7 cm).


..... 250600



LEA SYMBOLS® Flash Cards (10 feet/3 meters)

This set of flash cards was designed for testing distance visual acuity in children and adults who have difficulty with visual acuity charts, the Crowded Symbol Book Test, or the Single Symbol Book Test. Line sizes from 20/200 to 20/8 (6/60 to 6/2.4) equivalent, 0.10 to 2.50. Includes response key and instructions. 30 cards per set, 4" x 5" (10 cm x 12.7 cm) to 5" x 5" (12.7 cm x 12.7 cm).

..... 252700



LEA SYMBOLS® Cards, 40M and 60M

The 5 LEA SYMBOLS® Cards, 40M and 60M, can be presented as single optotypes or arranged in a row as a line test. When the cards are next to each other, the space between the symbols is equal to the width of the symbols. To determine the visual acuity use the following formula:

$$VA = \frac{\text{Viewing Distance Used (meters)}}{M\text{-value}}$$

60M cards are approx. 8.6" x 8.6" (21.9 cm x 21.9 cm). 40M cards are approx. 6" x 6" (15.25 cm x 15.25 cm).

..... 256100



Leo Learns By Doing (DVD, 17 minutes)

When a blind child is born into a family, the situation is new and confusing. Parents have thousands of questions,


but very few answers, such as:

- How am I able to do everything possible for my child?
- How can our everyday life become ordinary, good, and safe, yet active?
- How can I best support my child?
- Am I overprotective or encouraging as a parent?
- How will my blind child receive as many experiences as the seeing child?

These questions and more are answered in this DVD.

..... 790000


LEA Core Vision Tests



LEA SYMBOLS® 15-Line Distance Chart (10 feet/3 meters)

This test is designed for vision screening at schools and assessment of vision of children with special needs beginning with age of 3 years. Proportionally spaced (logMAR) lines; line sizes range from 20/200 to 20/8 (6/60 to 6/2.4) equivalent, 0.10 to 2.50. The reverse side is black and can be used as the test surface for the color vision test (260260). Has a hole for hanging the chart on the wall. Includes response key and instructions. 17" x 21" (43 cm x 53.4 cm). Folds to 17" x 10.5" (43 cm x 26.7 cm).

Set **250150**

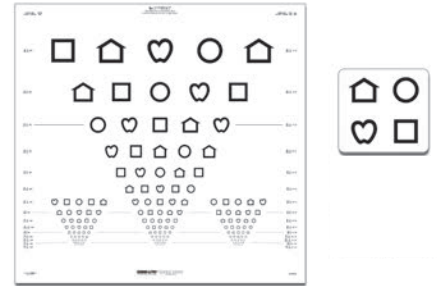


LEA SYMBOLS® 13-Line Translucent Distance Chart (10 feet/3 meters)

Proportionally spaced (logMAR) lines; line sizes range from 20/125 to 20/8 (6/38 to 6/2.4) equivalent, 0.16 to 2.50. This chart can either be wall mounted or used in an illuminated cabinet found on page 26. Includes response key and instructions.

Set **250400**


Chart Only **250401**



LEA SYMBOLS® 15-Line Translucent ETDRS-Style Distance Chart for ESV3000 Cabinet (10 feet/3 meters)

LEA SYMBOLS® distance visual acuity test for the ETDRS Illuminated Cabinet. Proportionally spaced (logMAR) lines; line sizes range from 20/200 to 20/8 (6/60 to 6/2.4) equivalent, 0.10 to 2.50. Includes response key and instructions. 24.5" x 25.5" (62 cm x 65 cm).

..... **250300**




LEA SYMBOLS® 13-Line Translucent Distance Chart (10 feet/3 meters)

Proportionally spaced (logMAR) lines; line sizes range from 20/125 to 20/8 (6/38 to 6/2.4) equivalent, 0.16 to 2.50 with repetitive left eye/right eye groups. This chart can either be wall mounted or used in an illuminated cabinet found on page 26. Includes response key and instructions.

Set **252400**

Chart Only **252401**




LEA SYMBOLS® 12-Line Translucent Distance Chart (13 feet/4 meters)

Proportionally spaced (logMAR) lines; line sizes range from 20/100 to 20/8 (6/30 to 6/2.4) equivalent, 0.20 to 2.50. This chart can either be wall mounted or used in an illuminated cabinet found on page 26. Includes response key and instructions.

Set **255100**

Chart Only **255101**



LEA SYMBOLS® Chart for Vision Rehabilitation (40 inches/1 meter)

This test is designed for testing children and adults with visual impairment at a distance of 1 meter. The largest symbols are 50M in size, corresponding to 1m/50M = to 1/50 or decimal visual acuity 0.02, equivalent values 20/1000, 6/300. The smallest symbols are 1M in size corresponding to 1m/1M = to 1/1 or decimal visual acuity 1.00, equivalent values 20/20, 6/6. Designed courtesy of August Colenbrander, MD. Chart measures 16" x 21.5" (40.7 cm x 54.6 cm). Folds to 16" x 10.75" (40.7 cm x 27.3 cm).

..... **258000**

Visual Acuity Tests:




LEA NUMBERS® were developed for international studies in occupational health and school health services. Letters like the Sloan letters are used in the

Western world and in the old colonies of western empires but not in a large part of the

Lea-numbers®

rest of the world. The Arabic numbers are known world over, even in countries that use other types of numbers. The four numbers 5, 6, 8, and 9 were chosen because they could be designed to blur equally.

The numbers 5, 6, 8, and 9 were designed by Dr. Hyvärinen in 1993 and calibrated with the Landolt C (Juvi Mustonen, OD; Risto Näsänen, PhD; and Lea Hyvärinen, MD, Vision Laboratory, Department of Physiology, University of Helsinki, Finland 1994).



LEA NUMBERS® 15-Line Translucent ETDRS-Style Distance Chart for ESV3000 Cabinet (13 feet/4 meters)

Proportionally spaced (logMAR) lines; line sizes range from 20/200 to 20/8 (6/60 to 6/2.4) equivalent, 0.10 to 2.50.

270200



LEA NUMBERS® Near Vision Card (16 inches/40 centimeters)

Designed to measure visual acuity with a standard line test and with three tighter spaced tests; 50%, 25%, and 12.5%, which often reveal difficulties in seeing tightly crowded details. Line sizes range from 20/400 to 20/10 (6/120 to 6/3) equivalent, 0.05 to 2.00. Card measures 8" x 10" (20.3 cm x 25.4 cm).

270900



LEA NUMBERS® Near Vision Card (24 inches/60 centimeters)

Designed to measure visual acuity with a

standard line test and with three tighter spaced tests; 50%, 25%, and 12.5%, which often reveal difficulties in seeing tightly crowded details. Line sizes range from 20/400 to 20/10 (6/120 to 6/3) equivalent, 0.05 to 2.00. Card measures 8" x 10" (20.3 cm x 25.4 cm).

274100



LEA NUMBERS® Pocket-Sized Near Card (16 inches/40 centimeters)

This test is designed for testing patients' visual

acuity during rounds and in similar situations with a need for quick testing. The test has proportionally spaced (logMAR) lines on one side and tightly crowded lines (50% spacing) on the reverse side. Line sizes from 20/400 to 20/10 (6/120 to 6/3) equivalent, 0.05 to 2.00. 3.75" x 6.25" (9.5 cm x 15.9 cm).


271000



LEA NUMBERS® 15-Line Distance Chart (10 feet/3 meters)

This test is designed for vision screening at schools and assessment of vision of children with special needs beginning with age of 3 years. Proportionally spaced (logMAR) lines; line sizes range from 20/200 to 20/8 (6/60 to 6/2.4) equivalent, 0.10 to 2.50. Has hole for hanging on the wall. 18" x 20" (45.7 cm x 50.8 cm). Folds to 18" x 10" (45.7 cm x 25.4 cm).

271100



A LEA NUMBERS® 13-Line Translucent Distance Chart (10 feet/3 meters)

Proportionally spaced (logMAR) lines; line sizes range from 20/125 to 20/8 (6/38 to 6/2.4) equivalent, 0.16 to 2.50.

271200

B LEA NUMBERS® 12-Line Translucent Distance Chart (13 feet, 4 meters)

Proportionally spaced (logMAR) lines; line sizes range from 20/100 to 20/8 (6/30 to 6/2.4) equivalent, 0.20 to 2.50.

271300



LEA NUMBERS® Chart for Vision Rehabilitation (40 inches/1 meter)

This test is designed for testing children and adults with visual impairment at a distance of 1 meter. The largest symbols are 50M in size, corresponding to 1m/50M = to 1/50 or decimal visual acuity 0.02, equivalent values 20/1000, 6/300. The smallest symbols are 1M in size corresponding to 1m/1M = to 1/1 or decimal visual acuity 1.00, equivalent values 20/20, 6/6. Designed courtesy of August Colenbrander, MD. Chart measures 16" x 21.5" (40.7 cm x 54.6 cm). Folds to 16" x 10.75" (40.7 cm x 27.3 cm).

272100


PLEASE NOTE: 9 x 14 LEA NUMBERS® Charts can either be wall mounted or used in an illuminated cabinet found on page 29.



LEA NUMBERS® Single Number Book (10 feet/3 meters)

The Single Number Book is ideal for situations in which the child/adult cannot perform when tested with a line test. This book can help determine the best resolution of the visual pathway in a child/adult with amblyopia or impaired vision. Single optotype line sizes range from 20/200 to 20/8 (6/60 to 6/2.4) equivalent, 0.10 to 2.50. Includes isolating mask and instructions. 13 offset pages for easy flipping. 5" x 5" (12.7 cm x 12.7 cm).

..... 274000



LEA NUMBERS® Cards, 40M and 60M

These five LEA NUMBERS® Cards can be used for presentation as single optotypes or arranged in a row as a line test. When the cards are next to each other, the space between the numbers is equal to the width of the symbols. To determine the visual acuity use the following formula:

$$VA = \frac{\text{Viewing Distance Used (meters)}}{M\text{-value}}$$


60M cards are approx. 6" x 9" (15.25 cm x 22.9 cm). 40M cards are approx. 4" x 6" (10.2 cm x 15.25 cm).

..... 272400

Contrast Sensitivity

The contrast sensitivity tests that Dr. Hyvärinen has developed for clinical examinations and research projects have been used in the evaluation of vision of thousands of patients in numerous countries revealing changes in visual functioning that

were not detected with the high contrast visual acuity tests. Measurement of contrast sensitivity should be a part of routine examinations because vision at low and intermediate contrast levels is important in communication and orientation in space.



LEA SYMBOLS® Low Contrast Test, 10M

Test for quick measurement of low contrast visual acuity at 25%, 10%, 5%, 2.5%, and 1.25% contrast by measuring the distance where the symbols are seen. 10M symbols correspond to visual acuity 0.10 at 1 m, 0.5 m, and 0.3 at 3 m. Test includes a response key, recording forms, and instructions. 6 pages, 3.25" x 9" (8.25 cm x 22.9 cm).

..... 251100

Mixed Order 251200



LEA NUMBERS® Low Contrast Test, 10M

Test to easily measure, record, and detect changes in the transfer of visual information when the change only affects visual acuity at low contrast levels. Chart presents numbers at the following contrast levels: black, 25%, 10%, 5%, 2.5%, and 1.25%. Pages are offset for easy flipping. Each chart includes recording forms and instructions. 6 pages, 3.25" x 9" (8.25 cm x 22.9 cm).

..... 270400

Mixed Order 270500




HIDING HEIDI™ Low Contrast Face

See page 8 for more details.

Four cards printed on both sides in the following contrast levels: black, 25%, 10%, 5%, 2.5%, and 1.25%. Cards are 9" x 9" (23 cm x 23 cm). Includes instructions.

Double Sided (four cards, shown) . . . 253500

Single Sided (seven cards) 253510



LEA SYMBOLS® Translucent Low Contrast Charts for Illuminated Cabinet

A low contrast test is a special way to measure visual acuity to determine how well eyes function in low light situations and/or to determine how well eyes distinguish objects from similarly colored or shaded backgrounds. Testing is identical to the measurement of visual acuity at high contrast level. The 2.5% test is the most practical test in clinical use. Available in 5 contrast levels: 1.25%, 2.5%, 5%, 10%, and 25%. Includes response key, training cards, recording forms, and instructions.


A 1.25% 253700

B 2.5% 253800

C 5% 253900

D 10% 254000

E 25% 254100




LEA GRATINGS™ Low Contrast Test

Measurement of contrast sensitivity curve is based on 4 gratings at 2 contrast levels, 10%, and 2.5% contrast using 2 grating frequencies: 0.5 cpcm and 8 cpcm (10% level) or 0.5 cpcm and 4 cpcm (2.5% level). Testing is based on finding the distance where the person is at threshold in seeing the direction of the grating lines. Includes nomograms, instructions, and recording forms. Measures 8" (20 cm) in diameter.

..... 253400

Cognitive Vision



LEA NUMBERS® Low Contrast Charts for Illuminated Cabinet

A low contrast test is a special way to measure acuity to determine how well eyes function in low light situations and/or to determine how well eyes distinguish objects from similarly colored or shaded backgrounds. Testing is identical to the measurement of visual acuity at high contrast level. The 2.5% test is the most practical test in clinical use. Available in 5 contrast levels: 1.25%, 2.5%, 5%, 10%, and 25%. Includes response key, training cards, recording forms, and instructions.

- A** 1.25% **271500**
- B** 2.5% **271600**
- C** 5%..... **271700**
- D** 10%..... **271800**
- E** 25%..... **271900**

Visual Field



LEA FLICKER WAND™

The LEA Flicker Wand is 26.5" (67.3 cm) long with a 20" (50.8 cm) flexible wand with a diode at the end that can be used as either a flickering or non-flickering stimulus at 4, 40, and 400 cd/m². The curved wand is moved from behind the person forward in all four quadrants of the visual field to detect losses in the periphery of the visual field.


..... **280000**

Visual information undergoes several neural processes before it is perceived as images. When vision changes, the changes may occur either in the image quality, due to disorders of the eyes and/or visual pathways, or picture perception, due to loss of function in some of the specific analytic functions in the visual cortices. The number of visually impaired children with brain damage-related visual impairment is increasing in all countries.

Tests for cognitive vision were designed for early diagnosis of some usual cognitive problems.

It is important that all cognitive visual functions are assessed, from seeing the orientation of lines and size of objects to different recognition functions and more complicated perceptual tasks. For example, a child who has lost recognition of facial features only may be misunderstood when he/she does not greet people whom the child knows well. Likewise, children who do not perceive facial expressions may be taken as autistic when they cannot function in a group of toddlers whose communication is through body language. For more information, go to the Instructions Link:

www.lea-test.fi



LEA 3-D PUZZLE™

The LEA 3-D Puzzle is designed for training and assessing typically developing toddlers and other young children. The puzzle also serves as an assessment tool for individuals with brain damage, or for older children and adults with low cognitive abilities. Includes instructions and the booklet: *Assessing Vision Development Through Pictures and Shapes*. Tray is 6.75" x 6.75" (17.2 cm x 17.2 cm). The 4 symbol puzzle pieces are approximately 2" x 2" (5.1 cm x 5.1 cm) each.

..... **251600**



Small and Medium HEIDI™ Fixation Paddles

The small 2" (5 cm) diameter "smiling face" fixation paddle was developed based on studies by Robert Fanz. Features include grating on reverse side, small pictures of a bunny and a giraffe for demanding fixation, and pupil size and corneal diameter measurement on the handle. The medium 5" (13 cm) diameter fixation paddle is for assessing children with severe disabilities to determine the distance at which the children respond to a high-contrast face figure.

- A** Medium Target **253100**
- B** Small Target **253000**



LEA GRATINGS™ Acuity Test

a Resolving/ Discrimination Test

This test at full contrast requires discrimination of

the direction of long lines, which is a more demanding task than the detection acuity measured with LEA GRATINGS. The test gratings are presented to children and adults at different distances to determine which distance the direction of lines can be perceived. Knowing the distance and which grating was used, the grating acuity values can be read from the nomograms. Includes, nomograms, instructions, and storage case. 4 disks 8" (20 cm) in diameter.

..... **251300**



LEA GRATINGS™

LEA GRATINGS are for preferential looking test situations with infants or children and adults with disabilities to determine detection acuity. Grating levels printed on each handle are: 0.25, 0.5, 1.0, 2.0, 4.0, and 8.0 cpcm (cycles per centimeter of surface). Includes instructions and storage case. 4 paddles 8" (20 cm) in diameter.

..... **253300**



HIDING HEIDI™ Low Contrast Face

Visual communication is the most important communication method during the first year of life. The ability to detect objects of low contrast is an important component of the visual system. For example, facial expressions are mediated by faint shadows and changes in the contours of the mouth and eyes. Determining the levels of contrast that an infant can detect helps provide baseline data for evaluating future changes. For example, deviations from usual behavior may indicate disorders that leave vision at high-contrast levels unaffected.

Four cards printed on both sides in the following contrast levels: black, 25%, 10%, 5%, 2.5%, and 1.25%. Cards are 9" x 9" (23 cm x 23 cm). Includes instructions.

Double Sided (Four Cards) **253500**

Single Sided (Seven Cards) **253510**



HEIDI™ Expressions

Some children with visual impairments may achieve near normal results in routine vision tests (large visual field and normal or near normal visual acuity), but cannot interpret facial expressions or recognize people's faces. The Heidi Expressions Test Game improves early evaluation of vision for communication. 18 cards per set. Cards are 4" x 4" (10.16 cm x 10.16 cm).

. **254505**



LEA RECTANGLES GAME™

This educational toy is a modified version of Efron's rectangles and is used to assess size perception. The Rectangles Game contains two groups of rectangles. The total surface area of each rectangle is the same. A child with normal eyesight can distinguish between the longer and the shorter rectangles—often before the age of 3 years. If the child has difficulty making this distinction or does not understand the instructions, the LEA Rectangles Game can help determine whether or not the child has a specific visual acuity problem. Includes instructions and 10 colored rectangles (5 black, 5 gray) in 5 sizes with a total area of 4" (10.16 cm) each.

. **254600**




LEA MAILBOX GAME™

Used to assess visual perception of line orientation. Tests two components:

1) information for the hand movements in the parietal lobe and 2) picture perception in the inferior temporal lobe. To observe the first function, the child is asked to drop a card through the slot of the LEA Mailbox Game. The child should demonstrate perception of the orientation of the slot by turning the card to the correct position before moving it half the distance to the slot (dorsal stream function). A ventral stream function can be observed through interactive play using the LEA Mailbox Game. If a child cannot visually perceive the orientations of lines, drawing them may be difficult, and drawing angles will make no sense. Includes instructions.

. **254700**



"WHAT and HOW Does this Child See?" Second Edition

Is a question that is asked each day by many professionals in early intervention and education about children with disabilities. This book attempts to help you structure your questions so that you can look for answers together with other members of your team. This book is a collection of questions and answers from lectures presented by **Lea Hyvärinen, MD, PhD, FAAP,** and **Namita Jacob, PhD,** in a number of countries.

Hardcover Book **791000**

DVD **792000**

USB Key **793000**

Adaptation Test



Cone Adaptation Test

The test consists of 15, 2" x 2" (5 cm x 5 cm) red, blue, and white plastic chips designed to help parents, teachers, and doctors assess children's visual difficulties in twilight. The test situation is not a formal test of night vision, but gives useful information on visual adaptation to lighting changes.

. **252900**

Color Vision Test



Panel 16 Quantitative Color Vision Test

The Panel 16 Color Vision Test includes 16 test caps and 17 restriction rings with one of the caps being a "pilot". The diameter of the stimulus area is 1.3" (3.3 cm), and can be reduced by using dark gray restriction rings with an opening of 0.47" (1.2 cm) in diameter. Acrylic case includes a cloth storage pouch. Travel tube comes with black cloth. Both come with recording forms and instructions.

Single Set

A With Acrylic Case **260200**

B With Travel Tube **260260**

Double Set (Shown on page 10)

With Acrylic Case **260100**

With Travel Tube **260160**


Color Vision Tests



HRR Standard Pseudoisochromatic Test

Quickly screens for normal color vision and congenital and acquired color vision defects, classifying to type—protan/deutan (red/green) and tritan (blue/yellow)—and extent of defect. This test is ideal for pediatric testing, because it uses simple shapes (O, X, Δ) that are easily recognized by children. Special non-glare laminate keeps colors from becoming distorted and prevents fingerprint smudges. Reversible occluding glasses are included.

- Unlaminated **730006**
- Laminated **730005**



HRR/Amsler Combination Color Book

HRR and Amsler Grid combined into one easy to use book. The book contains 7 different amsler charts including Standard Chart, Diagonal, Red on Black Standard and Minute Juxta-Central.

- Laminated **730020**
- Unlaminated **730021**



Good-Lite ColorCheck Complete Vision Screener

This test offers both LEA NUMBERS® and Pediatric LEA SYMBOLS® screening for protan/deutan (red/green) and plates screening for tritan (blue/yellow). Color plates are larger making the screening of children, adults and low vision patients much easier. Includes user-friendly instructions, tabbed sections, and protective coating on each test page.

..... **730050**



Color Vision Testing Made Easy

Waggoner Color Vision Testing Made Easy (CVTME) is the pediatric gold standard for identifying genetic (red/green) color vision deficiencies in children as young as 3. It consists of one demonstration plate and 9 test plates displaying circle, star, and/or square throughout the plates and can be completed in under 60 seconds.

..... **730060**



True Daylight Illuminator

The True Daylight Illuminator is specifically designed to provide the optimal light when using Panel 16, Farnsworth 100 Hue, Farnsworth D15 and Lanthony Desaturated D15 color tests. The Daylight bulb gives off 6280 degree K light which closely matches the standards set by the International Commission of Illumination and had been approved by the U.S. Food and Drug Administration and the U.S. Defense Personnel Support Center for the armed forces.

The dual purpose tray can be either folded for use with color books or folded flat for arrangement color testing.

Daylight illumination has been found to be very important for acquired color vision defects (such as Plaquenil screening) and critical occupational applications. Consistency of lighting from exam to exam is very important in detection of drug interactions. Further, the use of daylight has been found to be very beneficial in stereopsis, and visual acuity testing.

True Daylight Illuminator comes wired with a power cord only for 110V. 220V available for an extra fee. Color tests not included.

..... **612600**

Arrangement Color Vision

Panel 16 Quantitative Color Vision Test


The Panel 16 Color Vision Test sets display the same hues as the Farnsworth D-15. The diameter of the stimulus area is 1.3" (3.3 cm), and can be reduced by using dark gray restriction rings with an opening of 0.47" (1.2 cm) in diameter. Travel tube comes with black cloth.



Single Set

Includes 16 test caps, 16 restriction rings, acrylic case, cloth storage pouch, recording forms, and instructions.

- A** With Case 260200
- B** With Travel Tube 260260



Double Set

Includes 2 sets of 16 test caps (32 total), 32 restriction rings, acrylic case, cloth storage pouch, recording forms, and instructions.

- C** With Case 260100
- D** With Travel Tube 260160



Farnsworth D-15 Color Test Kit

Quickly and easily screen for red-green color deficiencies by asking subjects to separate 15 color disks. The Farnsworth D-15 allows basic color deficiency screening. The diameter of the stimulus area is .47" (1.2 cm).

..... 730022



Lanthony Desaturated Color Test

The Lanthony Desaturated Color test is similar to the Farnsworth D-15, but the 15 disks are desaturated (lighter in hue). This allows the screener to determine whether or not the subject has the ability to discriminate between subtle color variations. The test can distinguish between normal color perception and mild deficiency in protan/deutan (red-green) or tritan (blue-yellow). The diameter of the stimulus area is .47" (1.2 cm).

..... 730023



Magnetic Color Test

Test color vision by moving a magnet to arrange the colored disks. This complete Farnsworth D-15 test is enclosed in a sealed plastic box to prevent the disks from becoming lost or dirty. The diameter of the stimulus area is .47" (1.2 cm).

..... 730004

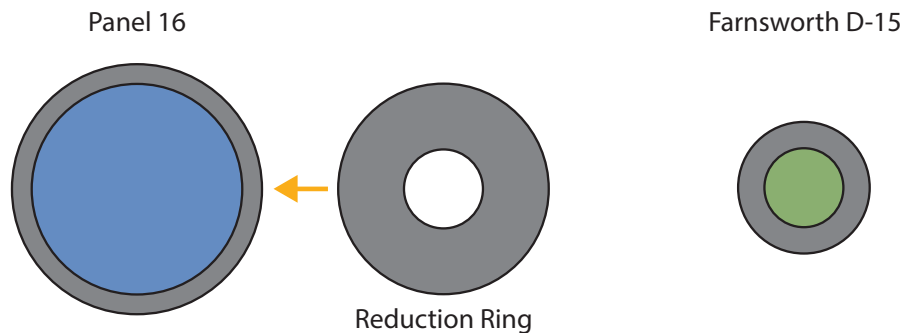


Desaturated Magnetic Color Test


Assess fine color discrimination with the use of this desaturated Farnsworth D-15 test. The color disks come in an enclosed plastic box and are arranged using a magnet. The colors used in this set are desaturated (lighter in hue), so that finer discrimination is required to arrange the disks. The diameter of the stimulus area is .47" (1.2 cm).

..... 730025

Arrangement Color Vision Size Comparison



Good-Lite offers arrangement color tests with color chips in 2 sizes. The Panel 16 Quantitative Color Test measures 32 mm in diameter with a "Reduction Ring" that restricts the target to the standard size of 12 mm.



Farnsworth 100 Hue Color Test

Farnsworth 100 Hue Test comes boxed in clear acrylic containers which make scoring easy and reduces the potential for test disruption by holding the patient's disc sequence intact. The Farnsworth 100 Hue test includes 93 color discs; 4 clear acrylic boxes; a tray; a durable, laminated score template for copying; a supply of non-latex, lightly powdered gloves for the patient's hands to maintain cleanliness and accuracy of the color discs; comprehensive instructions; and a CD disk with a scoring template for use with MS Excel. The scoring template calculates a numerical score and provides a graphical display or print-out of the patient's score. Dimensions: 56 cm x 17 cm x 2.4 cm.

..... 730024



Farnsworth Magnetic 100 Hue Color Test

The Magnetic 100 Hue Color Test solves this problem. The discs have been magnetized and encapsulated in a sealed clear plastic box. The patient selects the discs using a magnetic pen to move them into a scoring area. When complete, scoring is easily accomplished by reading the scores through the bottom of the box. Tip the box and shake the discs into the selection area for the next patient!

..... 730034



Waggoner™ Computerized Color Vision Test (CCVT) on Tablet

The Waggoner Computerized Color Vision Test (WCCVT) was created as an all-in-one color vision testing suite to satisfy anyone interested in testing for color vision deficiencies ranging from school nurses to the U.S. Military. Within the WCCVT, an individual can choose several different testing methods that includes screening, diagnostic, pediatric, and adult testing. Color Vision Testing Made Easy is included in the application and is the gold standard for pediatric color vision testing and is used to screen participants at the World Special Olympics to this day. Due to formalities, we have included the D-15 even though this test has been shown to have lower sensitivity and specificity than our diagnostic tests included in the WCCVT.

..... 730067




Waggoner™ Computerized Color Vision Test (CCVT) Software Only

The WCCVT is the most competitively priced diagnostic color vision test on the market. The WCCVT was validated by a third party, the U.S. Navy. The WCCVT is accepted by the U.S. Navy, Army, and Coast Guard. It has been recommended by the FAA to screen pilots. More user-friendly and easier to interpret than other competitive products. Has higher sensitivity than the CCT, which means its better at identifying color vision deficient individuals.

Requires a minimum of 1 gigahertz of processing speed, 512 MB of RAM, and 4.5 GB of disk space.

..... 730065



ColorCheck™ Handheld Color Vision Screening Tablet

Color vision screening is now as easy as using your favorite app. The M&S Smart System Tablet (Google Nexus 7) comes pre-installed with ColorCheck color vision application to easily and quickly screen both adults and children. ColorCheck uses Pediatric LEA SYMBOLS® and LEA NUMBERS® to check for protan/deutan/tritan (red/green/blue) color deficiencies. The protocol is completely randomized ensuring accurate results.

..... 730040



HMC Oculus Anomaloscope

For precision diagnosis of color vision in the red/green and blue/green areas with integrated automatic neutral adaptation. The unit is normally controlled using the MS-Windows® based software and included cable from a PC or laptop.

- Meets requirements of Nagel and DIN-Norm 6160
- Adjustable automatic neutral adaptation (standard 'C' lighting)
- Standard test field of 2°
- Based on additive mixing of colors

Pentium 2 or newer and Windows Only. Interface cable with RS-232 9 pin (RS 232 / V24, Dub D-jack, 9-pole) serial port.

..... 466600

Distance Computerized Vision Testing System (VTS)



VTS Complete Computerized Vision Testing System

The Good-Lite Company brings our extensive 80+ years of vision testing experience to the Vision Testing System (VTS), a seamless transition from projector charts to state-of-the-art computerized vision testing system!

VTS Testing System Features

Multiple Optotypes in One System

Now easily test all your patients; children as well as adults. The VTS system contains LEA Symbols, LEA Numbers, HOTV, Sloan Letters, and more. Display characters in a variety of formats including logMAR, vertical/horizontal single lines, crowded or uncrowded single optotype, and low contrast fonts. Simply change the optotype or display format with the press of a button on the included remote control.

Secondary Calibration Distance

Seamlessly switch between 2 calibration distances on your VTS System to accommodate a clinical trial requirement, clinical trial requirement, patient with low vision, or a patient who uses a wheelchair.

LEA Symbols Pediatric Testing

Unlike optotypes that look like LEA SYMBOLS®, the LEA SYMBOLS® have been validated, calibrated against the Landolt C, and are the only pediatric optotypes to blur equally at threshold to prevent guessing.

LEA SYMBOLS® are on the recommended list of eye charts in a consensus policy statement of the AAP, AOA, AAPOS, and AACO.

Optotype Indicator

The advanced optotype indicator allows the clinician to easily direct both children and adults as to which optotypes to identify.

VTS Includes:

- | | |
|---------------|---------------------------|
| Sloan Letters | Low Contrast Testing |
| LEA SYMBOLS® | Crowding/Interaction Bars |
| LEA NUMBERS® | Worth 4-Dot |
| Landolt "C" | Phoria Fixation Disparity |
| HOTV | Three Lines Same Size |
| Tumbling "E" | Single Vertical Line |
| Red/Green | Color Vision Testing |

Performance Attributes:

- Optotype Indicator
- Unlimited User-Defined Protocols
- Cycling Optotype/Multi-Lines/Letters
- Complete Randomization
- Streamlined Video Select and Display
- Secondary Calibration Distance
- Quick Copy Video Control
- ETDRS Selectable
- Fixation Targets/Stimulus

VTS Software with Computer* 300100

VTS Software Only 300105

* Please contact Good-Lite for details on computer

VTS Features



LEA SYMBOLS® with Indicator




High Contrast Characters




Single Number with 50% Crowding



Red/Green Test



Worth 4-Dot Testing



Color Vision Testing

Distance Vision Screening is now Fun and Easy!


EyeSpy 20/20™



Distance



Color



Stereoacuity



EyeSpy 20/20™ Vision Screening Software

EyeSpy 20/20™ employs a revolutionary proprietary approach to vision screening technology - a software program created by the Founders of VisionQuest 20/20. A child's vision is assessed in a standardized, cost-effective manner while the child "plays" a 2- to 3-minute video game.

EyeSpy 20/20™ has been independently validated by the Medical University of South Carolina's Storm Eye Institute for scientific validity and reliability. The results of the double-blind study suggest that EyeSpy 20/20™ provides results comparable to those achieved by a certified ophthalmic technician using a 'gold standard' device for assessing vision.



Distribution of our vision screening program is focused on schools, through government health programs, pediatricians, and other health care professions. Schools represent the most efficient distribution channel because they offer the single largest venue for reaching children.

EyeSpy 20/20™ System Features

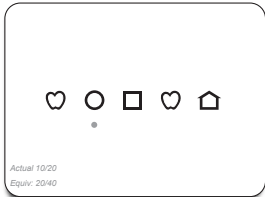
- Easy-to-implement program and will operate on most computers currently in schools.
- Automated, age-appropriate vision screening protocols, for ages 3 years old and up.
- Professional, easy-to-read report documenting screening results in either English or Spanish.

- Integrates with EMR and EHR Systems
- HIPAA Compliant Data Storage
- Results are automatically and immediately available for school health records as well as for the child's guardian.
- Child's screening history is retained in a database, enabling rescreening without record duplication as well as reports that can be reprinted at any time, individually or collectively.
- Can be installed on an unlimited number of computers within a school.
- Offers schools and other organizations a fund-raising opportunity while protecting their students vision.




EyeSpy 20/20™ per Head Charge . . .	300400
Testing Goggles.	300402
UBS Mouse 10' Extension Cable. . .	300403
Eye Patches	300404
Support Kit	300411


Distance Vision Screening



Critical Line Testing with Indicator



MassTest Acuity Format



Optotypes with 50% Crowding Bars

VSS: Computerized Vision Screening Software

The Good-Lite® Company has developed a computer-based Vision Screening System (VSS) that provides acuity tests for children as young as 3 years to adults.

The screening software will display LEA SYMBOLS®, HOTV, LEA NUMBERS®, and Sloan Letters optotypes ranging from 20/100 to 20/10 (6/30 to 6/3) equivalent, 0.20 to 2.00. Optotypes can be displayed as either single line, single line with 50% spaced rectangles, or single optotypes with 50% crowding bars. The VSS can also quickly display critical lines only of 20/40 (6/12) for 3-5 yr olds and 20/32 (6/9.5) for 6 and older.

The screening software can be quickly calibrated to a testing distance of either 5, 10, or 13 feet.

Features:

- LEA SYMBOLS®, LEA NUMBERS®, HOTV, and Sloan Letter optotypes.
- Critical line testing for 3-5 year olds and 6 and older.
- Single optotype with 50% crowding bars.
- Lines with 50% crowding rectangles.
- Threshold acuity testing.

Easily cycle through each acuity line using the included remote control. Run the VSS Screening software on your existing computer equipment. Windows XP and Vista compatible.

This kit includes:

- Vision Screening Software
- USB Remote Control

Requirements

Intel Celeron or AMD Athlon CPU, 512 MB RAM, 40 GB hard drive, Windows XP.

..... **300000**

iPad Vision Apps

for iPads with high resolution displays only



Near/Distance Vision Screening Testing



Good-Lite's Near/Distance Vision Screening and Testing app for the iPad 3 with retina display features evidence-based, proportionally spaced eye chart designs and optotypes for screening and testing both distance and near vision. App also includes Continuous Reading Text.

Near and distance vision threshold charts include LEA SYMBOLS®, HOTV, LEA NUMBERS®, and Sloan Letters. Toggle button provides ability to change charts to prevent memorization. Each eye chart and Continuous Reading Text chart has 3 charts choices.

App settings permit screening or testing at different distances and measurements.

Available at iTunes Store



AAPOS Vision Screening App



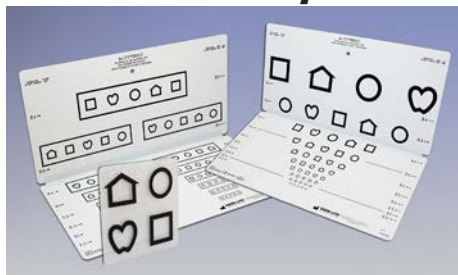
Quickly and easily screen the vision of children and adults beginning at age 3 years with evidence-based LEA SYMBOLS® and Sloan Letters. App is based on the basic distance Vision Screening Kit created by the American Association of Pediatric Ophthalmology and Strabismus (AAPOS).

Charts include both full-chart threshold and critical line formats using either LEA SYMBOLS® or Sloan Letters optotypes. Critical line screening is a quick method for screening where individuals are screened using only the line that matches their age.

Each test format can be used for distance screening at 10'/3 m or for near vision screening at 16"/40 cm.

Available at iTunes Store

Distance Acuity Wall Charts

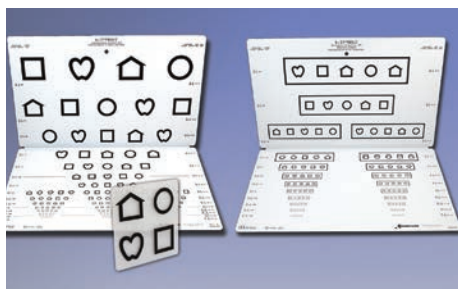


LEA SYMBOLS® 10-Line Folding Distance Chart (10 feet/3 meters)

This eye chart folds in half for added mobility or easy storage.

Proportionally-spaced lines; line sizes range from 20/200 to 20/16 (6/60 to 6/4.8) equivalent. The 20/160 (6/48) and 20/100 (6/30) lines have been omitted. 50% spaced rectangle (Massachusetts Visual Acuity Test format) with line sizes from 20/80 to 20/16 (6/24 to 6/4.8) equivalent. Has a hole for hanging the chart on the wall. Includes response key and instructions. 16" x 16" (40.6 cm x 40.6 cm). Folds to 16" x 8" (40.6 cm x 20.3 cm).


..... 250200



LEA SYMBOLS® 15-Line Distance Chart (10 feet/3 meters)

This test is designed for vision screening at schools and assessment of vision of children with special needs beginning with age of 3 years. Proportionally spaced lines; line sizes range from 20/200 to 20/8 (6/60 to 6/2.4) equivalent. 50% spaced rectangle (Massachusetts Visual Acuity Test format) with line sizes from 20/100 to 20/8 (6/30 to 6/2.4) equivalent. Has a hole for hanging the chart on the wall. Includes response key and instructions. 17" x 21" (43 cm x 53.4 cm)..

..... 250100



LEA NUMBERS® 15-Line Distance Chart (10 feet/3 meters)

Proportionally spaced (logMAR) lines; line sizes range from 20/200 to 20/8 (6/60 to 6/2.4) equivalent, 0.10 to 2.50. Has hole for hanging on the wall. 18" x 20" (45.7 cm x 50.8 cm). Folds to 18" x 10" (45.7 cm x 25.4 cm).

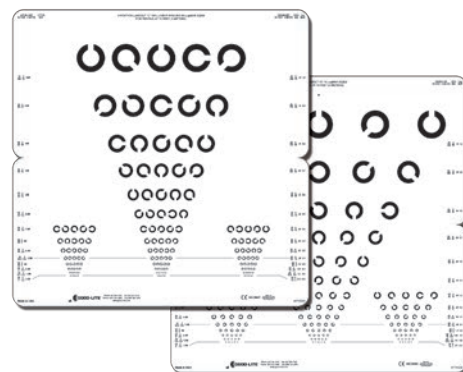
..... 271100



Sloan Letters Folding Chart (10 feet, 3 meters)

Proportionally spaced (logMAR) lines; line sizes range from 20/200 to 20/8 (6/60 to 6/2.4) equivalent, 0.10 to 2.50. 18" x 18" (45.7 cm x 45.7 cm); folds to 18" x 9" (45.7 cm x 22.9 cm).

..... 735000



8 Position Landolt C Folding Wall Chart (10 feet/3 meters)

8 Position Landolt C chart with C openings at up, down, left, right and each 45° angle. 8 Position Landolt C wall chart is printed on both sides. The front contains proportionally spaced (geometric progression) lines while the backside has 25% linear spaced optotypes. The chart is perfect for vision testing those who maybe illiterate or unfamiliar with letter or number optotypes.

Both sides have line sizes ranging from 20/100 to 20/8 (6/30 to 6/2.4) equivalent. Hole at top of chart for hanging on the wall.

Chart measures 18" x 18" (45.7 cm x 45.7 cm) and folds in half to 18" x 9" (45.7 cm x 22.8 cm) for easy storage.

..... 779200



Cardiff Pediatric Acuity Test

Designed specifically for acuity measurement in children ages 6 months to 3 years. The test may also be helpful in other age groups for people with intellectual impairment, dementia, head injury, or stroke. Cards can be used at either 1 meter or 0.5 meter. This card set includes 36 cards providing 24 acuity levels when used at both distances and Children's Fun Frame Occluders.

Cardiff Pediatric Acuity Test 474000

Cardiff Low Vision Cards 475400

Cardiff Low Contrast Cards 566700

Insist On Genuine LEA Products by GOOD-LITE®

lea SYMBOLS®
lea-numbers®

Distance Visual Acuity Testing

Distance Acuity Handheld Tests



LEA SYMBOLS® Crowded Symbol Book (10 feet/3 meters)

Variation of the line test for children or adults who have difficulty concentrating on a chart. The center symbol is surrounded on four sides by symbols of the same size. The interaction between the center symbol and the surrounding symbols is approximately the same as in a line test. The test size is convenient and easy to administer during screenings, home visits, and unique testing situations. Often, this is the first line test that can measure visual acuity of a young child with amblyopia, because the test produces the effect of crowding. Line sizes range from 20/63 to 20/16 (6/19 to 6/4.8) equivalent, 0.32 to 1.25. Includes response key and instructions. 16 offset pages for easy flipping. 5" x 5" (12.7 cm x 12.7 cm).

..... 250700



LEA SYMBOLS® 50% Spaced Crowding Bars Book (10 feet/3 meters)

This book features 50% spaced contour interaction bars to provide single optotype acuity with the proper crowding effect. Optotype line sizes range from 20/100 to 20/20 (6/30 to 6/6) equivalent, 0.20 to 1.00. Includes response key and instructions. 17 offset pages for easy flipping. 4" x 4" (10.2 cm x 10.2 cm).


..... 259200



LEA SYMBOLS® Single Symbol Book (10 feet/3 meters)

The Single Symbol Book is ideal for people who cannot perform when tested with a line test. This book can help determine the best resolution of the visual pathway in a child/adult with amblyopia or impaired vision. Single optotype line sizes range from 20/200 to 20/8 (6/60 to 6/2.4) equivalent, 0.10 to 2.50. Includes isolating mask, response key and instructions. 13 offset pages for easy flipping. 5" x 5" (12.7 cm x 12.7 cm).

..... 250600



LEA SYMBOLS® Distance Vision Screener (10 feet/3 meters)

This test is designed for amblyopia testing or screening. The background is gray with the exception of a white rectangle spaced at 50% surrounding each line of symbols. Line sizes range from 20/80 to 20/16 (6/24 to 6/4.8) equivalent, 0.25 to 1.25. Includes response key and training cards. Pages are offset for easy flipping. Instructions are printed on the inside cover. 10 pages, 3.25" x 9" (8.25 cm x 22.9 cm).

..... 259900



LEA SYMBOLS® Flash Cards (10 feet/3 meters)

This set of flash cards was designed for testing distance visual acuity in children and adults who have difficulty with visual acuity charts, the Crowded Symbol Book test or the Single Symbol Book test. Line sizes range from 20/200 to 20/8 (6/60 to 6/2.4) equivalent, 0.10 to 2.50. Includes response key and instructions. 30 cards per set, 4" x 5" (10 cm x 12.7 cm) to 5" x 5" (12.7 cm x 12.7 cm).

..... 252700



Single HOTV Letter Book With 50% Spaced Crowding Bars (10 feet/3 meters)

This book features 50% contour interaction bars to provide single optotype acuity with the proper crowding effect. Optotype line sizes range from 20/100 to 20/16 (6/30 to 6/4.8) equivalent, 0.20 to 1.25. Includes response key, and instructions. 17 offset pages for easy flipping. 4" x 4" (10.2 cm x 10.2 cm).

..... 600350



LEA NUMBERS® Single Number Book (10 feet/3 meters)

The LEA NUMBERS® Single Number Book is ideal for situations in which the child/adult cannot perform when tested with a line test. Single optotype line sizes range from 20/200 to 20/8 (6/60 to 6/2.4) equivalent, 0.10 to 2.50. Includes isolating mask and instructions. 13 offset pages for easy flipping. 5" x 5" (12.7 cm x 12.7 cm).

..... 274000



Magnetic Sloan Letters Chart (20 feet/6 meters)

This durable chart is made of plastic-coated, galvanized steel with 2 sets of 20 magnetic strips (40 total) with 5 characters on each strip. Meets all qualifying standards for military aviators (e.g., officer candidates, pilots, air crewmen, etc). Approved by the Navy Bureau of Medicine and Surgery (BUMED). Chart measures 9.5" x 11" (24.1 cm x 28 cm).

20/20 size 400500
20/40 size (not shown) 400900



American Association for Pediatric Ophthalmology and Strabismus

Vision Screening Kits



AAPOS Screening Kit (LEA SYMBOLS®)

The AAPOS Vision Screening Kit is for screening the vision of individuals beginning at age 3 through adulthood. Spiral-bound, multisided, distance visual acuity eye charts that can be hung on a wall or held in the hands. The distance charts contains both Full-Chart Threshold and Single Critical Line formats with the following optotypes:

- **Sloan Letters** for when children know their letters.
- **LEA SYMBOLS®** for preschoolers and for children who do not yet know their letters.

The AAPOS Vision Screening Kit includes Black Handheld Flip Paddle Occluder, Children's Flip Up Occluder Glasses, 10-foot cord for measuring, Translucent Response Key, Instructions and DVD with additional information.

129



AAPOS Screening Kit (HOTV)

The AAPOS Vision Screening Kit is for screening the vision of individuals beginning at age 3 through adulthood. Spiral-bound, multisided, distance visual acuity eye charts that can be hung on a wall or held in the hands. The distance charts contains both Full-Chart Threshold and Single Critical Line formats with the following optotypes:

- **Sloan Letters** for when children know their letters.
- **HOTV** for preschoolers and for children who do not yet know their letters.

The AAPOS Vision Screening Kit includes Black Handheld Flip Paddle Occluder, Children's Flip Up Occluder Glasses, 10-foot cord for measuring, Response Key, Instructions and DVD with additional information.

129



AAPOS Supplemental Screening Kit

The AAPOS Vision Screening Kit: Supplemental Screening Package is for screening the vision of individuals beginning at age 3 through adulthood.

The near vision chart contains both Full-Chart Threshold and Single Critical Line formats with the following optotypes:

- **Sloan Letters** for when children know their letters.
- **LEA SYMBOLS®** for preschoolers and for children who do not yet know their letters.

The AAPOS Supplemental Vision Screening Kit includes Black Handheld Flip Paddle Occluder, Flip Up Occluder Glasses, 16 Plate Color Vision Test, Random Dot Butterfly stereopsis test, Instructions and DVD with additional information.

130

AAPOS Near Vision Kit

The AAPOS Vision Screening Kit is for screening the vision of individuals beginning at age 3 through adulthood. Spiral-bound, multisided, near eye charts with attached 16-inch cord. The near cards contains both Full-Chart Threshold and Single Critical Line formats with the following optotypes:

- **Sloan Letters** for when children know their letters.
- **LEA SYMBOLS®** for preschoolers and for children who do not yet know their letters.

The AAPOS Vision Screening Kit includes Black Handheld Flip Paddle Occluder, Children's Flip Up Occluder Glasses, 10-foot cord for measuring, Translucent Response Key, Instructions and DVD with additional information.

136



AAPOS Near/Distance Vision Screening Kit

Kit Includes: School Nurse Vision Screening Tutorial DVD created by Kathy Lee, MD, PhD, a pediatric ophthalmologist

4 Double-Sided, 10-Foot Distance Eye Charts and 4 Double-Sided, 16-Inch Near Vision Charts with

- **LEA SYMBOLS®**
- **LEA NUMBERS®**
- **HOTV**
- **Sloan Letters**

Double-sided Response Panel with LEA SYMBOLS® and HOTV for Matching, Frosted Flip-Up Occluder Glasses.


110

Intermediate Distance Charts

80 cm and 66 cm Sloan Letters Intermediate Distance Charts

Charts calibrated to test visual acuity at an intermediate distance of 31" (80 cm) or 26" (66 cm). Charts are available in 3 scrambled versions for repetitive testing situations. Sloan Letters optotypes with proportionally spaced lines; line sizes range from 20/400 to 20/10 (6/120 to 6/3) equivalent. Notations for Letter Size, Decimal, and logMAR are also on the chart. Chart fits in Quantum Series, Model A+, and Model A illuminated cabinets. Chart size is 9" x 14" (22.9 cm x 35.6 cm). 31" (80 cm) testing distance.

80 cm Intermediate Distance Charts



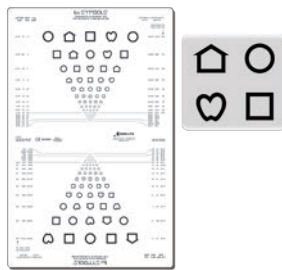
- A** 80 cm Chart 1 758400
- B** 80 cm Chart 2 758500
- C** 80 cm Chart 3 758600

66 cm Intermediate Distance Charts



- D** 66 cm Chart 1 758410
- E** 66 cm Chart 2 758510
- F** 66 cm Chart 3 758610


Near Vision Charts for ESV1200 & Model A+



LEA SYMBOLS® Near Vision Chart

Proportionally spaced (logMAR) lines; line sizes range from 20/400 to 20/10 (6/120 to 6/3) equivalent. Chart fits in Quantum Series, Model A+, and Model A illuminated cabinet. Chart size is 9" x 14" (22.9 cm x 35.6 cm). Includes response key.

..... 257800



LEA NUMBERS® Near Vision Chart

Proportionally spaced (logMAR) lines; line sizes range from 20/400 to 20/10 (6/120 to 6/3) equivalent. Chart fits in Quantum Series, Model A+, and Model A illuminated cabinet. Chart size is 9" x 14" (22.9 cm x 35.6 cm).

..... 273000




Sloan Letter Near Vision Charts

Proportionally spaced (logMAR) lines; line sizes range from 20/400 to 20/10 (6/120 to 6/3) equivalent. Chart fits in Quantum Series, Model A+, and Model A illuminated cabinet. Chart size is 9" x 14" (22.9 cm x 35.6 cm).

- G** 756300
- H** 756400

Near Vision Acuity Cards for 16 inches/40 centimeters




LEA SYMBOLS® Near Vision Card (16 inches/40 centimeters)

This test assesses a child's functional vision at near distances. Can also be used to familiarize child with testing procedure before introducing a distance test.

Proportionally spaced (logMAR) lines on one side and more tightly-spaced symbols on the opposite side. Line sizes range from 20/400 to 20/10 (6/120 to 6/3) equivalent, 0.05 to 2.00. Response key printed on test card. Includes training cards and instructions. Card measures 8" x 10" (20.3 cm x 25.4 cm).

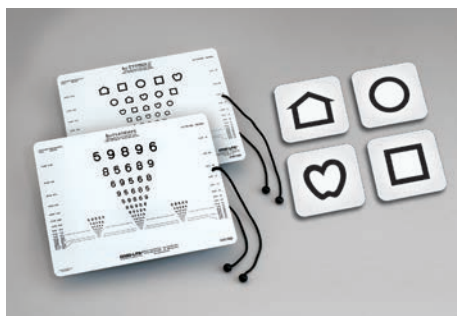
..... 250800



LEA SYMBOLS® Near Vision Screener (16 inches/40 centimeters)

This test is designed for amblyopia testing or screening. The background is gray with the exception of a white rectangle spaced at 100% surrounding each line of symbols. Line sizes from 20/400 to 20/16 (6/120 to 6/4.8) equivalent, 0.05 to 1.25. Printed on two sides. Response key is printed on the test card. Includes training cards and instructions. Screener measures 8" x 10" (20.3 cm x 25.4 cm).

..... 252000



LEA SYMBOLS® & LEA NUMBERS® Near Vision Card (16 inches/40 centimeters)

This card combines a LEA SYMBOLS® line test on one side and a LEA NUMBERS® line test on the other. Proportionally spaced (logMAR) lines from 20/400 to 20/10 (6/120 to 6/3) equivalent, 0.05 to 2.00. Response key is printed on the test card. Training cards and instructions included. Card measures 8" x 10" (20.3 cm x 25.4 cm).


..... 251000



LEA NUMBERS® Near Vision Card (16 inches/40 centimeters)

Proportionally spaced (logMAR) lines on one side and more tightly-spaced numbers on the other. Line sizes from 20/400 to 20/10 (6/120 to 6/3) equivalent, .05 to 1.25. Card measures 8" x 10" (20.3 cm x 25.4 cm).

..... 270900



HOTV Near Vision Card (16 inches/40 centimeters)

This double-sided card combines Proportionally spaced (logMAR) lines on one side and 50% spaced rectangle (MassTest™ format) on the other. Line sizes range from 20/400 to 20/10 (6/120 to 6/3) equivalent, 0.05 to 2.00 Includes training cards and instructions. 8" x 10" (20.3 cm x 25.4 cm).

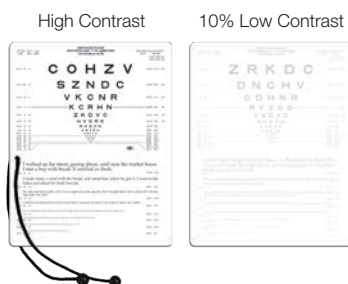
..... 731000



Sloan Letters Near Vision Card (16 inches/40 centimeters)

Proportionally spaced (logMAR) lines; line sizes range from 20/400 to 20/10 (6/120 to 6/3) equivalent, 0.05 to 2.00. Printed on both sides. 7" x 9" (17.8 cm x 22.9 cm).

..... 729000




Combination Near Vision and Reading Card with High Contrast and 10% Low Contrast

Near Vision Card has both continuous text reading examples and ETDRS format Sloan Letters. The front side of the card is 100% black optotypes while the reverse side is 10% low contrast level.

Sloan Letters line sizes range from 20/400 to 20/10 equivalent with continuous text line sizes ranging from 20/100 to 20/20 equivalent. Notations are indicated in Snellen in Feet/ Meters, logMAR, Decimal, Letter Size and Diopters of Add.

Near vision card measures 10" x 8" (25.4 cm x 20.32 cm) and comes with attached 16" (40 cm) measuring cord for easy use. Printed on styrene for long lasting durability.

English 684700
 Spanish 658500
 Portuguese 658600
 French 658700



Landolt C and Tumbling E Near Vision Card (16 inches/40 centimeters)

Proportionally spaced (logMAR) lines; line sizes range from 20/400 to 20/10 (6/120 to 6/3) equivalent, 0.05 to 2.00. Printed on both sides. 7" x 9" (17.8 cm x 22.9 cm).

..... 728000



Combination Near Vision and Reading Card

Near Vision Card has both continuous text reading examples and ETDRS format Sloan Letters. Sloan Letters line sizes range from 20/400 to 20/10 equivalent with continuous text line sizes ranging from 20/100 to 20/20 equivalent. Notations are indicated in Snellen in Feet/ Meters, logMAR, Decimal, Letter Size and Diopters of Add.

This near vision card is available in different languages.

Near vision card measures 10" x 8" (25.4 cm x 20.32 cm) and comes with attached 16" (40 cm) measuring cord for easy use. Printed on styrene for long lasting durability.

English 684600
 Spanish 658100
 Portuguese 658200
 French 658300


8 Position Landolt C Near Vision Card (16 inches/40 centimeters)

8 Position Landolt C near vision card with C openings at up, down, left, right and each 45° angle. Near vision card with proportionally spaced (logMAR) lines; line sizes range from 20/400 to 20/10 (6/120 to 6/3) equivalent. Attached 16-inch (40 cm) measuring cord ensures proper screening distance. 8 Position Landolt C printed on both sides in scrambled order for repetitive testing. 7" x 9" (17.8 cm x 22.9 cm).

..... 779000

Near Vision and Reading Visual Acuity


Near Vision Pocket Cards for 16"/40 cm



LEA SYMBOLS® Pocket-Sized Near Vision Card (16 inches/40 centimeters)

Use this small pocket card to quickly determine whether a child's visual acuity is within the normal range. Proportionally spaced (logMAR) lines on one side and 50% spaced symbols on the opposite side. Line sizes from 20/400 to 20/10 (6/120 to 6/3) equivalent, 0.05 to 2.00 3.75" x 6.25" (9.5 cm x 15.9 cm).

..... 250950



LEA SYMBOLS® Pocket Box Stick (16 inches/40 centimeters)

The LEA SYMBOLS® Pocket Box Stick shows 20/125, 20/100, 20/80, 20/60, 20/50, 20/40, 20/30, and 20/20 lines. Each stick is 9/16" (1.4 cm) square and 4.5" (11.5 cm) long with fixation targets on each end.


- A** Proportionally spaced. 486200
- B** Linear-spaced 507100



LEA NUMBERS® Pocket-Sized Near Vision Card (16 inches/40 centimeters)

Use this small pocket card to quickly discover whether a child's or an adult's visual acuity is within the normal range. Proportionally spaced (logMAR) lines on one side and more tightly-spaced numbers on the other. Line sizes from 20/400 to 20/10 (6/120 to 6/3) equivalent, 0.05 to 2.00 3.75" x 6.25" (9.5 cm x 15.9 cm).

..... 271000



Runge Pocket-Sized Near Vision Card (16 inches/40 centimeters)

Sloan Letters, LEA NUMBERS®, or LEA SYMBOLS® Pocket Near Cards with line sizes ranging from 20/500 to 20/16 equivalent, 0.04 to 1.25 at 16" (40 cm). Near acuity measurements and their equivalents are listed on reverse side. 3.75" x 6.25" (9.5 cm x 15.9 cm).


- C** Sloan Letters 756000
- D** LEA NUMBERS® 756100
- E** LEA SYMBOLS® 756200
- F** HOTV 756010



Sloan Letters and Landolt C Pocket-Sized Near Vision Card

This easy-to-use visual acuity near vision card features Landolt C on one side and Sloan Letters on the other. Both sides have optotypes in proportionally spaced (logMAR) lines with line sizes ranging from 20/400 to 20/10 (6/120 to 6/3) equivalent, 0.05 to 2.00. Card size is 3.75" x 6.25" (9.5 cm x 15.9 cm). Testing distance is 16" (40 cm).

..... 758300



LEA SYMBOLS® and Landolt C Pocket-Sized Near Vision Card

This easy-to-use visual acuity near vision card features Landolt C on one side and LEA SYMBOLS® pediatric symbols on the other. Both sides have optotypes in Proportionally spaced (logMAR) lines with line sizes ranging from 20/400 to 20/10 (6/120 to 6/3) equivalent, 0.05 to 2.00. Card size is 3.75" x 6.25" (9.5 cm x 15.9 cm).

..... 257900



Sloan Letters Pocket-Sized Near Vision Card (16 inches/40 centimeters)

Sloan letters with line sizes of 20/400 to 20/10 (6/120 to 6/3) equivalent, 0.05 to 2.00 on one side. Continuous text is printed on the reverse side with line sizes 20/80 to 20/16. 3.75" x 6.25" (9.5 cm x 16 cm).


..... 744000



LEA NUMBERS® and Landolt C Pocket-Sized Near Vision Card

This easy-to-use visual acuity near vision card features Landolt C on one side and LEA NUMBERS® on the other. Both sides have optotypes in proportionally spaced (logMAR) lines with line sizes ranging from 20/400 to 20/10 (6/120 to 6/3) equivalent, 0.05 to 2.00. Card size is 3.75" x 6.25" (9.5 cm x 15.9 cm).

..... 273100



Landolt C Near Pocket-Sized Vision Card

This easy-to-use visual acuity near vision card features Landolt C. Both sides have optotypes in proportionally spaced (logMAR) lines with line sizes ranging from 20/400 to 20/10 (6/120 to 6/3) equivalent, 0.05 to 2.00. Card size is 3.75" x 6.25" (9.5 cm x 15.9 cm).

..... 758700



Near Acuity Test Chart

This standardized assessment is designed with Sloan letters for testing subnormal low vision. Acuity range 16M to .5M (5/200 to 20/25). Measures 9" x 14" (23 cm x 35.5 cm)


..... 925400



"Bee" Continuous Text Card

This near vision reading card includes simple sentences in proportionally spaced (logMAR) lines with Snellen equivalent notation. Acuity range 8.0M to .4M (20/400 to 20/20). Pediatric card tests children with elementary reading levels (grades 1-3). Two-sided, measures 7" x 9" (18 cm x 23 cm).

..... 926100



8 Position Landolt C Pocket-Sized Near Vision Card (16 inches/40 centimeters)

8 Position Landolt C near vision card with C openings at up, down, left, right and each 45° angle. 8 Position Landolt C near vision card with proportionally spaced (logMAR) lines; line sizes range from 20/400 to 20/10 (6/120 to 6/3) equivalent, 0.05 to 2.00. Card size is 3.75" x 6.25" (9.5 cm x 15.9 cm).

..... 779100



Number & Word Recognition Pocket-Size Test Card

Designed as a rapid test for checking current prescription and accuracy of the add to be prescribed. Contains words on one side and numbers on the reverse. Line increments in logMAR units in Snellen equivalent. Acuity range 8.0M to .4M (20/400 to 20/20). Measures 3.5" x 6.5" (9.5 cm x 16 cm)

..... 926000



"Bird" Continuous Text Card

Simple sentences in proportionally spaced (logMAR) lines with Snellen equivalent notations. Acuity range 8.0M to .4M (20/400 to 20/20). Pediatric card tests children with elementary reading levels (grades 1-3). Two-sided, measures 7" x 9" (18 cm x 23 cm).

..... 926400

Near Vision and Reading Visual Acuity


Near Vision Reading Cards for 16"/40cm



Crowded HDTV Near Vision Card (16 inches/40 centimeters)

Crowded line sizes from 20/125 to 20/20 (6/38 to 6/6) equivalent, .16 to 1. Instructions printed on reverse. Includes paper isolating mask. 5.5" x 8" (14 cm x 20.3 cm).

..... 726000



Graded Reading Near Vision Booklet

This easy-to-use near vision reading book provides appropriate reading examples for preschool through 6th grade, according to Flesch-Kincaid grade levels. The preschool section provides preschool testing using the clinically tested LEA SYMBOLS® together with LEA NUMBERS®, which provide a narrow acuity threshold. Each tab along the side of the book allows the user to quickly go to the grade to be tested.

Each Grade Level has examples for 20/100, 20/80, 20/63, 20/50, 20/40, 20/32, and 20/20. The Reading Booklet also provides double-spaced examples for 2nd and 3rd grade students with suspected amblyopia, an Amsler Grid, an Acuity Equivalent Chart for 7 different optotype measurement nomenclatures, an Accommodation test, and an Astigmatic Chart.

Book has tabbed pages for ease of use and is printed on durable styrene. Coil binding permits the least distracting method of page presentation. Dimensions are 6.25" x 6.25" (16 cm x 16 cm) exclusive of tabs and binding.

..... 571100



Lebensohn Near Vision Card (14 inches/35.6 centimeters)

This 2-sided contemporary reading card, designed by James Lebensohn,

MD, provides a full range of near vision exercises, including words, numbers, and OX symbols. Optotypes include 20/800, 20/400, 20/260, 20/200, 20/100, 20/65, 20/50, 20/40, 20/30, 20/25, and 20/20. Notation equivalents include decimal readings in English and metric, Jaeger, point size, and visual efficiency percentages. Red/green bars employed on 5 pt to 12 pt optotypes. Card size is 5.5" x 8.5" (14 cm x 22 cm).

..... 119010



Fonda-Anderson Near Vision Reading Card (16 inches/40 centimeters)

One side displays continuous text while the other side has LEA

SYMBOLS®, LEA NUMBERS®, and Sloan Letters. Card measures 5" x 8" (12.7 cm x 20.3 cm).

..... 727000



Contemporary Near Vision Card (16 inches/40 centimeters)

This 2-sided contemporary reading card provides familiar reading exercises, such as a crossword puzzle, help wanted ads, football and basketball scores, music song bar, calendar, playing cards, recipes, instructions, telephone white page listings, and TV listings. Continuous text examples are equivalent to 20/160, 20/100, 20/80, 20/50, 20/40 and 20/30. Notation equivalents include Jaeger and point size. Card size is 8.5" x 11" (21.5 cm x 28 cm).


..... 119000



Wormington Near Reading Card (16 inches/40 centimeters)

The Wormington Near Vision Card corrects inaccuracies of the Rosenbaum Vision Screener noted by Horton and Jones (1997) and others. For example, the "J" Notation, which lacked associated standards, was eliminated. The Wormington Near Vision card measures a patient's single optotype near vision acuity and reading acuity. Card features Times Roman font and Tumbling Es and provides a metric scale and pupil size array to enhance versatility.

..... 756075



Dr. Good's Near Vision Reading Card (14 inches/35.6 centimeters)

First-grade words. Line sizes from 20/160 to 20/20 (6/48 to 6/6) equivalent, 12 to 1. Card measures 5.5" x 8" (14 cm x 20.3 cm).

..... 724000




Sloan Letters Near Card (16 inches/40 centimeters)

Linear-spaced lines. Line sizes range from 20/400 to 20/16 (6/120 to 6/4.8) equivalent, 0.05 to 1.25. 5.5" x 8" (14 cm x 20.3 cm).

..... 725000

Spanish Near Vision and Reading Cards for 16"/40 cm




9x14 Spanish Near Reading Charts for Illuminated Cabinets

Continuous text reading cards in Spanish designed to fit in the ESV1200 or ESV1500 illuminated light box. Chart set includes 2 charts and available in two versions for repetitive testing.

Line sizes range from 20/320 to 20/250 on one chart and 20/200 to 20/16 equivalent. 16"/40 cm testing distance.

Chart Set 1 **756780**

Chart Set 2 **756760**



Spanish Contemporary Near Vision Card (16 inches/40 centimeters)

This card provides a variety of Spanish language reading examples in order to ensure that one is familiar to your patients. These include a song, train schedule, movie schedule, calendar, obituary, recipe, and soccer schedule. In addition, the chart includes reading examples for acuity levels at 20/30, 20/40, 20/50, 20/800, 20/100, and 20/160. Card is approximately . 8.5" x 10.5" (28 cm x 22 cm) and is laminated for durability.

. **547300**

Spanish Sloan Letters Near Pocket Card (16 inches/40 centimeters)

Sloan Letters with line sizes of 20/400 to 20/10 (6/120 to 6/3) equivalent, 0.05 to 2.00 on one side. Continuous text in Spanish is printed on the reverse side with line sizes 20/80 to 20/16. 3.75" x 6.25" (9.5 cm x 16 cm).



Spanish Wormington Near Reading Card (16 inches/40 centimeters)

This is a Spanish translation of the Wormington card. The known inaccuracies of the Rosenbaum Vision Screener as noted by Horton and Jones (1997) and others have been corrected in the Wormington card. The 'J' notation has been eliminated due to the lack of standards associated with it. This card measures a patient's single letter near acuity and reading acuity. Font used is Times Roman, typical of newspapers and books. Tumbling E series, metric scale, and pupil size array enhance the card's versatility.



. **756085**



Spanish Near Point Card (16 inches/40 centimeters)

This Spanish language continuous text near point reading card includes notation equivalents for Jaeger, letter size, font size, Snellen feet, and Snellen meters. Determines acuity levels at 20/25, 20/30, 20/40, 20/60, 20/100 and 20/200. 5" x 7.5" (13 cm x 18 cm) card is printed on white styrene plastic.

. **119760**



Spanish Graded Reading Near Vision Booklet

This easy-to-use Spanish near vision reading book provides appropriate reading examples for preschool through 6th grade, according to Flesch-Kincaid grade levels. The Preschool section provides preschool testing using the clinically tested LEA SYMBOLS® together with LEA NUMBERS®. Each tab along the side of the book allows the user to quickly go to the grade to be tested.

Each Grade Level has examples for 20/100, 20/80, 20/63, 20/50, 20/40, 20/32, and 20/20. This reading booklet also provides double-spaced examples for 2nd and 3rd grade students with suspected amblyopia, an Amsler grid, an Acuity Equivalent Chart for 7 different optotype measurement nomenclatures, an Accommodation test, and an Astigmatic Chart.

Book has tabbed pages for ease of use and is printed on durable styrene. Coil binding permits the least distracting method of page presentation. Dimensions are 6.25" x 6.25" (16 cm x 16 cm) exclusive of tabs and binding.

. **592300**



Combination Near Vision and Reading Card

Near Vision Card has both continuous text reading examples and ETDRS format Sloan Letters. Sloan Letters line sizes range from 20/400 to 20/10 equivalent with continuous text line sizes ranging from 20/100 to 20/20 equivalent. Notations are indicated in Snellen in Feet/ Meters, logMAR, Decimal, Letter Size and Diopters of Add.

Near vision card measures 10" x 8" (25.4 cm x 20.32 cm) and comes with attached 16" (40 cm) measuring cord for easy use. Printed on styrene for long lasting durability.

Spanish Language. **658100**
with 10% Contrast Level on Back . . **658500**

Miscellaneous Near Vision Items



LEA SYMBOLS® Playing Cards

These specially designed playing cards make it easy to measure near visual acuity in young children, while teaching concepts of similar/different, big/small, bigger/smaller. The 4 packs contain 16 cards each with symbols of varying sizes: 16M and 10M, 6.3M and 4M, 2.5M and 1.6M, and 1M and 0.63M. Includes training cards and instructions. The paper cards measure 1.6" x 2.75" (4 cm x 7 cm).

..... **252500**



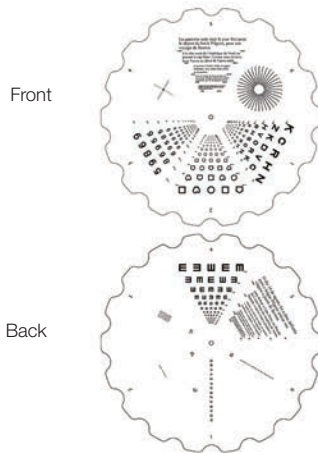
LEA SYMBOLS® Domino Cards

Assess the near visual acuity of 2- and 3-year-old children, or use the cards at any age (older than 2+ years) to train an amblyopic eye. Set contains 3 packs of 16 domino-like cards with a large symbol at one end and a small symbol at the opposite end. Symbol sizes are 3.2M and 0.8M, 2.0M and 0.5M, and 1.25M and 0.3M. Each symbol on the card is printed with its M unit, decimal value, 6 meter, and 20 foot equivalency for visual acuity value at 40 cm testing distance. Includes training cards and instructions. Paper cards measure 1.6" x 2.75" (4 cm x 7 cm).

..... **251500**

Phoropter Roto Chart

This versatile near point Roto chart for the phoropter contains a variety of tests for the eye care professional. Fits on a phoropter using both the phoropter rod and clip. Notched wheel for easy chart selection. The Roto Chart comes in 2 versions and contains the following tests:



Phoropter Roto Chart 1 Features (Portuguese):

- Sloan Letters: Line sizes ranging from 20/200 to 12.5/20
- LEA SYMBOLS®: Line sizes ranging from 20/160 to 20/12.5
- LEA NUMBERS®: Line sizes ranging from 20/160 to 20/12.5
- HOTV: Line sizes ranging from 20/160 to 20/12.5
- Tumbling E: Line sizes ranging from 20/200 to 20/12.5
- Astigmatic Wheel
- English and Spanish continuous text
- 20/32 and 20/63 Sloan Letters Vertical Line
- Crosshatch Target

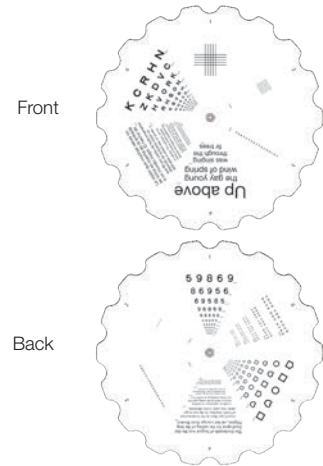
..... **400410**



Roto Chart Clip

Used in conjunction with the Phoropter Rod to hold near point roto charts on your phoropter.

..... **560110**



Phoropter Roto Chart 2 Features (English):

- Sloan Letter; line sizes ranging from 20/200 to 12.5/20
- LEA SYMBOLS®; line sizes ranging from 20/160 to 12.5/20
- LEA NUMBERS®; line sizes ranging from 20/160 to 12.5/20
- English and Spanish continuous text
- 20/40 Sloan Letter Vertical and Horizontal Line
- 20/20 Sloan Letter Horizontal Line
- Cross Hatch Target and more

..... **400450**



Phoropter Rod

Durable metal rod contains measurements for inches and diopters on one side and centimeters on the other. Phoropter Rod 26.5" (67.31 cm) long in length.

..... **560100**

Low Vision Charts



LEA SYMBOLS® Chart for Vision Rehabilitation (40 inches/1 meter)

This low vision test is designed for examining children and adults with severe visual impairments. The largest symbols are 50M in size, corresponding to 1/50 (20/1000, 6/300, 0.02). The smallest symbols are 1M in size, corresponding to 1/1 (20/20, 6/6, 1.00) at a distance of 1 meter. The test comes with attached cord to maintain the proper testing distance. Includes response key and instructions. Designed courtesy of August Colenbrander, MD. Chart measures 16" x 21.5" (40.7 cm x 54.6 cm). Folds to 16" x 10.75" (40.7 cm x 27.3 cm).


..... 258000



LEA NUMBERS® Chart for Vision Rehabilitation (40 inches/1 meter)

This low vision test is designed for examining children and adults with severe visual impairments. The largest numbers are 50M in size corresponding to 1/50 (20/1000, 6/300, 0.02) and the smallest symbols are 1M in size corresponding to 1/1 (20/20, 6/6, 1.00) at a distance of 1 meter. The test comes with an attached cord to maintain the proper testing distance. Includes instructions. Designed courtesy of August Colenbrander, MD. 16" x 21.5" (40.7 cm x 54.6 cm). Folds to 16" x 10.75" (40.7 cm x 27.3 cm).


..... 272100



LEA SYMBOLS® Cards, 40M and 60M

These five LEA SYMBOLS® Cards can be used for presentation as single optotypes or arranged in a row as a line test. 60M cards are approximately 8.6" x 8.6" (21.9 cm x 21.9 cm). 40M cards are approximately 6" x 6" (15.25 cm x 15.25 cm).

..... 256100



LEA NUMBERS® Cards, 40M and 60M

These five LEA NUMBERS® Cards can be used for presentation as single optotypes or arranged in a row as a line test. 60M cards are approximately 6" x 9" (15.25 cm x 22.9 cm). 40M cards are approximately 4" x 6" (10.2 cm x 15.25 cm).

..... 272400



Low Vision Reading Card

Available in either English or German language near vision reading card with 16" (40 cm) attached measuring cord for easy measurement. Chart contains continuous text with line sizes ranging from 20/320 to 20/16 (6/95 to 6/4.8) equivalent. The card also contains Letter Size, Decimal, logMAR, and M Size notations. Chart measures 15" x 10" (25.5 cm x 38.5 cm).


English 777001
German 777000



Effective Magnification Acuity Chart

The EMAG Chart allows for easy determination of the starting dioptric power needed to read standard size print. The chart is used at 10" (25 cm) with a +4.00 add and gives the doctor or technician a uncomplicated approach for incorporating low vision in their practice. Acuity lines range from 20/400 to newspaper size print. The chart comes with instructions and has an attached measuring cord that ensures proper testing distance.

..... 777500



Runge Low Vision Near Card (16 inches/40 centimeters)

This easy-to-use low vision card was developed to mimic reading from left to right. Printed answers on back of card allows the tester to follow the patient's testing results. The back includes Snellen, meters, decimal, logMAR, font size, Jaegar, and M unit notations. A ruler and pupil gage is also included.

Sloan Letters with line sizes ranging from 20/1000 to 20/16 (equivalent). 13" x 7.5" (33 cm x 19 cm).

..... 756900

Low Vision



LEA SYMBOLS® Low Vision Book

LEA SYMBOLS® low vision test is designed for examining children and adults with severe visual impairments. This complete book includes testing for 10' (3 meters), 5' (1.5 meters) and for near vision at 16" (40 cm). Distance testing line sizes range from 20/1600 to 20/16 equivalent, 0.25 to 1.25. Near vision testing line sizes range from 20/800 to 20/16 equivalent, 0.25 to 1.25.

This book comes bound either on the left side or top. Kit includes Butterfly occluder glasses for children and metal frame occluder glasses for adults are included.

Left-Side Bound

Kit **527400**
 Book Only **575500**

Top Bound

Kit **527500**
 Book Only **575600**



LEA NUMBERS® Low Vision Book

LEA NUMBERS® low vision test is designed for examining children and adults with severe visual impairments. This complete book includes testing for 10' (3 meters), 5' (1.5 meters) and 16" (40 cm) near vision. Distance testing line sizes range from 20/1600 to 20/16 equivalent, 0.25 to 1.25. Near vision testing line sizes range from 20/800 to 20/16 equivalent, 0.25 to 1.25.


This book comes bound either on the left side or top. Kit includes Butterfly occluder glasses for children and metal frame occluder glasses for adults are included.

Left-Side Bound

Kit **513100**
 Book Only **575300**

Top Bound

Kit **527300**
 Book Only **575400**



Low Vision Chart Stands

Floor and Table Stands are now available to provide a convenient way to display the LEA Numbers and Symbols Low Vision Charts (bound from the top). No more propping the charts up on a chair! Changing out from Numbers to Symbols is easy and quick.

Floor Stand has 10 in. (27 cm) base and takes top of the chart from 48 to 76 in. (123 to 194 cm).

Table Top Stand has 6 in. (15 cm) base and adjusts the top of the chart from 23 to 26 in. (58 to 66.7 cm).

- A** Floor Stand **607500**
- B** Table Stand **607600**



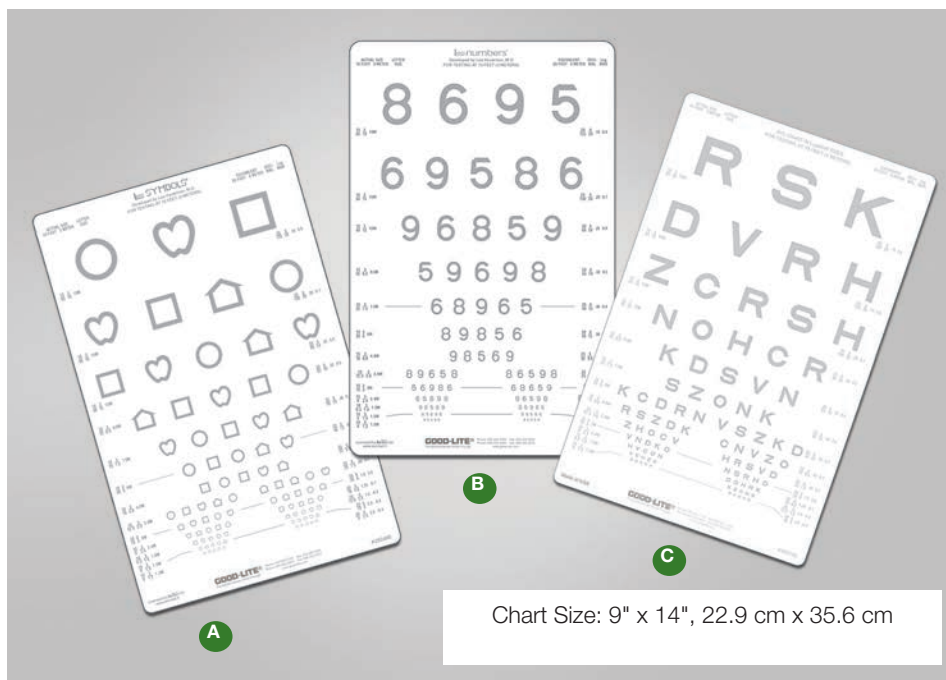
VisualEyes Vision Simulator Glasses

Simulator glasses are educational tools, developed by The Lighthouse Inc., to demonstrate the impact of different types of vision loss or near and distance activities. Experience what those with low vision see each day. The simulators in this kit allow you to try on a range of vision impairments and gain valuable understanding and insight into the daily challenges of those living with visual impairment.

Glasses are available in 7 versions with each one simulating a different visual impairment.

- Combined Loss **200773**
- Central Field Loss **200774**
- Peripheral Field Loss **200775**
- Overall Blur **200776**
- Hemifield Loss **200777**
- Low Contrast **200778**
- Color Deficient **200779**

Low Contrast Charts



Translucent Low Contrast Charts (10 feet/3 meters)

A low contrast test is a special way to measure visual acuity by determining how well eyes function in low light situations and/or the ability to distinguish objects from similarly colored or shaded backgrounds. Testing is identical to the measurement of visual acuity at high contrast levels. The 2.5% test is the most practical test in clinical use. Available in 5 contrast levels: 1.25%, 2.5%, 5%, 10%, and 25%. LEA SYMBOLS® charts include response key. All contrast charts include recording forms and instructions.

A LEA SYMBOLS®

1.25% (not shown)	253700
2.5% (shown)	253800
5% (not shown)	253900
10% (not shown)	254000
25% (not shown)	254100

B LEA NUMBERS®

1.25% (not shown)	271500
2.5% (shown)	271600
5% (not shown)	271700
10% (not shown)	271800
25% (not shown)	271900

C Sloan Letters

1.25% (not shown)	600754
2.5% (shown)	600753
5% (not shown)	600752
10% (not shown)	600751
25% (not shown)	600750

Low Contrast Flip Charts

A low contrast flip chart is an easy way to measure, record, and detect changes in the transfer of visual information when the change affects only visual acuity at low contrast levels. Chart presents LEA SYMBOLS®, LEA NUMBERS®, and Sloan Letters at the following contrast levels: black, 25%, 10%, 5%, 2.5%, and 1.25%. Pages are offset for easy flipping. LEA SYMBOLS® contrast flip charts include response key. All flip charts include recording forms and instructions. 6 pages, 3.25" x 9" (8.25 cm x 22.9 cm).

D LEA SYMBOLS®

.	251100
Mixed Order	251200

E LEA NUMBERS®

.	270400
Mixed Order	270500

F Sloan Letters

.	736000
Mixed Order	737000



HIDING HEIDI™ Low Contrast Face

Visual communication is the most important communication method during the first year of life. The ability to detect objects of low contrast is an important component of the visual system. For example, facial expressions are mediated by faint shadows and changes in the contours of the mouth and eyes. Determining the levels of contrast that an infant can detect helps provide baseline data

for evaluating future changes. For example, deviations from usual behavior may indicate disorders that leave vision at high-contrast levels unaffected.

Four cards printed on both sides in the following contrast levels: black, 25%, 10%, 5%, 2.5%, and 1.25%. Cards are 9" x 9" (23 cm x 23 cm). Includes instructions.

Double Sided (Four Cards)	253500
Single Sided (Seven Cards)	253510

Low Contrast Tests



Evans Letter Contrast Test (ELCT)

The Evans Letter Contrast Test (ELCT) chart is a standardized test for letter contrast sensitivity. The ELCT chart is designed to be used with either the ESV3000 or ESC2000 providing consistent lighting for improved testing results. The ELCT chart presents Sloan Letters optotypes line size of 20/630 with a testing distance of 1m. The varying contrast in sets of 3 letters of equal contrast level. All triplets are balanced for letter difficulty and differ in contrast by 0.15 log contrast step.

ELCT Chart 1 contains 12 contrast levels ranging from standard 100% acuity to 1.65 log contrast or 2.24% contrast level. Studies show that 1.65 log contrast is the average letter contrast sensitivity for the normal older population. (Weber contrast calculation).

ELCT Chart 2 presents 4 contrast levels from 1.8 to 2.25 log contrast.

ELCT charts are available as either Chart 1 only or as a set of both Chart 1 and Chart 2. Kit with charts and ESV3000 are also available that include ESV3000 Standardized Cabinet, remote control and floor stand.

ELCT Charts Only

- Chart 1 Only **500331**
- Chart 2 Only **500332**
- Set with Chart 1 and Chart 2 **500330**

ESV3000 Kits

- Chart 1 Only **500631**
- Set with Chart 1 and Chart 2 **500630**




Adult Near Vision Low Contrast Test

This adult near vision low contrast test features both ETDRS format and Continuous Text in 100%, 25%, 10%, 5%, and 2.5% contrast levels. Continuous text letter sizes range from 20/100 to 20/20 (6/30 to 6/6) equivalent in each contrast level. ETDRS format letter sizes range from 20/400 to 20/10 (6/120 to 6/3) equivalent in 17 increments for each contrast level. Each contrast level page is tabbed for easy access with included instructions. Printed on durable long-lasting styrene plastic and clear coated for added protection. The near vision contrast booklet contains 7 pages measuring 6.25" x 6.25" (15.8 cm x 15.8 cm).

Testing distance is 16" (40 cm).

..... **587700**




Pediatric Low Contrast Near

Pediatric Near Low Contrast Test Booklet with contrast sensitivity levels of full contrast (100%), 25%, 10%, 5%, 2.5% and 1.25% proportionally spaced (logMAR) lines ranging from 20/400 to 20/16 using Michelson measures. One side of each page provides LEA SYMBOLS® for testing of 3 to 5 year olds. The reverse side shows LEA NUMBERS® for testing 5 years olds and older. Near Contrast testing provides an efficient means to detect or track ocular pathologies, including glaucoma, ARMD, diabetic retinopathy, cataract, and keratoconus. Low contrast acuity loss measurement can be used to demonstrate progress in disease treatment and help children's parents understand the need for continued support.

Score card, recording form and comprehensive instructions are also provided to support plotting of a graph with the child's results indicating the relationship of visual acuity and contrast sensitivity. Normal ratios are also indicated to permit comparison. The booklet is printed on high-quality styrene plastic for long-term durability.

..... **610800**



Low Contrast Translucent ETDRS Charts from Good-Lite

Good-Lite offers a wide selection of low contrast charts to fit your testing needs. Charts are available in different contrast levels and testing distances.

All charts are proportionally spaced (logMAR) lines; line sizes range from 20/200 to 20/10 (6/60 to 6/3) equivalent, 0.10 to 2.00. 24.5"H x 25.5"W (62 cm x 65 cm).

13 feet/4 meters Testing Distance

LEA NUMBERS® Optotype

- 2.5% **274200**
- 10% **274300**

13 feet/4 meters Testing Distance

Sloan Letters Optotype

- 1.25% **500022**
- 2.5% **500021**
- 5% **500020**
- 10% **500019**
- 25% **500023**

10 feet/3 meters Testing Distance

Sloan Letters Optotype

- 1.25% **500030**
- 2.5% **500029**
- 5% **500028**
- 10% **500027**
- 25% **500026**

Quantum Series Illuminated Cabinet and Charts



ESV1200 Quantum™ Cabinet

LEDs provide uniform illumination across the entire testing surface. Universal power supply automatically adjusts power. Can be powered by an optional battery pack. The ESV1200 has a compartment in back for chart

storage. Charts are not provided with this unit and must be ordered separately. 9.25"W x 15"H x 1.75"D (38.1 cm x 23.5 cm x 4.4 cm). CE and CSA listed.

..... **ESV1200**

Accessories



Stand for Professional, ESV1500, ESV1200, ESV1018, LED Insta-Line, Models A+, A, or M Cabinets

Add mobility to your light box with this deluxe universal 5-leg stand. Available with or without casters. **Note:** Using stand with LED Insta-Line requires LED Insta-Line bracket 914100 found on page 47 .

- A** Casters **705000**
- B** Without casters **704000**



Adjustable Wall Mount for ESV1500 and ESV1200 Illuminated Cabinets

This wall mount can easily adjust to patient's eye level for more accurate acuity testing or screening. Extends less than 4" (10.2 cm) from wall. This wall mount is for ESV1500 and ESV1200 illuminated cabinet only.

..... **706100**



Hinged Wall Bracket for Professional, ESV1500, ESV1200, ESV1018, Model A+, A, or M Cabinets

Allows cabinet to swing from wall or door jamb.

..... **700009**



Canvas Carrying Case

For Quantum Series, Model A+, Model A, LED Insta-Line, and Insta-Line PLUS™. Adjustable shoulder strap provides comfort when carrying an illuminated cabinet.

..... **904020**



ESV1500 Quantum™ Cabinet Calibrated for Research Vision Testing

Similar to the ESV3000 using advanced patented technology, self-calibrating to provided consistent photopic (85 cd/m²) and mesopic (3 cd/m²) illumination on the chart surface. Controlled by infrared wireless remote. The ESV1500 has a compartment in back for chart storage. Charts are not provided with this unit and must be ordered separately. 9.25"W x 15"H x 3.25"D (38.1 cm x 23.5 cm x 8.3 cm). CE and CSA listed.


..... **ESV1500**

Similar to the ESV3000 found on page 40 but Portable!

10 feet/3 meters Distance Acuity Translucent Charts

ESV1500, ESV1200, Model A+, and Model A Translucent Charts

Chart Size: 9" x 14", 22.9 cm x 35.6 cm



A LEA SYMBOLS® Set or Chart (10 feet/3 meters)

Linear-spaced lines; line sizes range from 20/100 to 20/16 (6/30 to 6/3) equivalent, 0.20 to 1.25. Set includes response key and instructions.

Set 255000
Chart Only 255001

B LEA SYMBOLS® Set or Chart (10 feet/3 meters)

Proportionally spaced (logMAR) lines; line sizes range from 20/125 to 20/8 (6/38 to 6/2.4) equivalent, 0.16 to 2.50. Set includes response key and instructions.

Set 250400
Chart Only 250401

10' and 20' notations only (not shown)

Set 250411
Chart Only 250412

C LEA SYMBOLS® Set or Chart (10 feet/3 meters)

Proportionally spaced (logMAR) lines; line sizes range from 20/125 to 20/8 (6/38 to 6/2.4) equivalent, 0.16 to 2.50 with repetitive left eye/right eye groups. Includes response key and instructions.

Set 252400
Chart Only 252401



D Crowded HOTV Set or Chart (10 feet/3 meters)

Crowded line sizes from 20/100 to 20/16 equivalent, 0.20 to 1.25. Set includes chart, response key and instructions.

Set 600001
Chart Only 600724

E HOTV Set or Chart (10 feet/3 meters)

Linear-spaced lines; line sizes range from 20/100 to 20/16 equivalent, 0.20 to 1.25. Set includes chart, response key and instructions.

Set 600017
Chart Only 600717

F HOTV Test Set or Chart (10 feet/3 meters)

Proportionally spaced (logMAR) lines; line sizes range from 20/125 to 20/8 (6/38 to 6/2.4) equivalent, 0.16 to 2.50. Set includes chart, response key and instructions.

Set 600018
Chart Only 600736

G HOTV Test Set or Chart (10 feet/3 meters)

Proportionally spaced (logMAR) lines; line sizes range from 20/125 to 20/8 (6/38 to 6/2.4) equivalent, 0.16 to 2.50. Set includes chart, response key and instructions.

Set 600759
Chart Only 600758

PLEASE NOTE: All charts may be held in the hands, mounted, or hung on a wall. Charts should be used at eye level with the person screened or examined.

Test Sets for LEA SYMBOLS® & HOTV

Test Sets for both LEA SYMBOLS® and HOTV optotypes include 1 chart and Response Key is used to assist in preparing children for testing or help in identifying what optotype the children see on the chart.

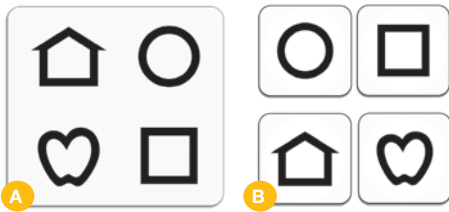


LEA SYMBOLS® Response Key



HOTV Response Key

Replacement Response Key and Flash Cards



A LEA SYMBOLS® Clear Response Key
 Response key with LEA SYMBOLS®. Printed on one side. Response Key is now translucent to allowing to easily view which optotype the child is pointing to.
 251701

B LEA SYMBOLS® Training Cards
 Training cards with LEA SYMBOLS®. Printed on one side.
 251800


LEA SYMBOLS® & HOTV Combination Response Key
 Response key with LEA SYMBOLS® on one side and HOTV on the other. Printed two sides.
 (not shown). 700030

LEA SYMBOLS® & HOTV Combination Training Cards
 Training cards with LEA SYMBOLS® on one side and HOTV on the other. Printed two sides.
 (not shown). 700031



C HOTV Response Key
 Response Key with HOTV optotypes. Printed on one side.
 700523


D HOTV Training Cards
 Training cards with HOTV optotypes. Printed on one side.
 700515




LEA NUMBERS® Response Key
 Response Key with LEA NUMBERS® optotypes. Printed on one side.
 270030

10 feet/3 meters Distance Acuity Translucent Charts

ESV1500, ESV1200, Model A+, and Model A Translucent Charts
 Chart Size: 9" x 14", 22.9 cm x 35.6 cm




LEA NUMBERS® Translucent Distance Chart (10 feet/3 meters)
 Proportionally spaced (logMAR) lines; line sizes range from 20/125 to 20/8 (6/38 to 6/2.4) equivalent, 0.16 to 2.50.
 271200



Tumbling E Chart (10 feet/3 meters)
 Linear-spaced lines; line sizes range from 20/100 to 20/16 (6/30 to 6/4.8) equivalent, 0.25 to 1.25. Lines are labeled with 10' and 20' notations only.
 600738



E Sloan Letters Chart (10 feet/3 meters)
 Linear-spaced line sizes; line sizes range from 20/100 to 20/16 (6/30 to 6/4.8) equivalent, 0.20 to 1.25. Lines are labeled with 10' and 20' notations only.
 This chart is recommended by the Texas Department of Public Health for vision testing and screening.
 600723



Tumbling E Chart (10 feet/3 meters)
 Wide-spaced lines; line sizes range from 20/100 to 20/16 (6/30 to 6/4.8) equivalent, 0.20 to 1.25. Lines are labeled with 10' and 20' notations only.
 This chart is recommended by the Texas Department of Public Health for vision screening.
 600722


F Sloan Letters Chart (10 feet/3 meters)
 Proportionally spaced (logMAR) lines; line sizes range from 20/160 to 20/10 (6/48 to 6/3) equivalent, 0.12 to 2.00.
 600705



Sloan Letters Chart with 10' and 20' notations only (not shown).
 600711

Sloan Letters Response Key
 Response Key with Sloan Letters optotypes. Printed on one side.
 600790

13 ft/4 m Translucent Distance Charts



LEA SYMBOLS® Set or Chart (13 feet/4 meters)

Proportionally spaced (logMAR) lines; line sizes range from 20/100 to 20/8 (6/30 to 6/2.4) equivalent, 0.20 to 2.50. Set includes response key and instructions.

- Set **255100**
- Chart Only **255101**



A LEA NUMBERS® Translucent Distance Chart (13 feet/4 meters)

Proportionally spaced (logMAR) lines; line sizes range from 20/100 to 20/8 (6/30 to 6/2.4) equivalent, 0.20 to 2.50.

- **271300**

B Sloan Letters Chart (13 feet/4 meters)

Proportionally spaced (logMAR) lines; line sizes range from 20/125 to 20/10 (6/38 to 6/3) equivalent, 0.16 to 2.00.

- **600739**


20 feet/6 meters Translucent Distance Charts



HOTV Test Set or Chart (20 feet/6 meters)

Crowded lines; line sizes ranging from 20/80 to 20/16 (6/24 to 6/4.8), 0.25 to 1.25. Set includes chart, response key and instructions.


- Set **600006**
- Chart Only **600731**



Tumbling E Chart (20 feet/6 meters)

Linear-spaced lines; line sizes range from 20/80 to 20/16 (6/24 to 6.48), 0.25 to 1.25. Lines are labeled with 20' notations only.


- **600735**



Tumbling E Chart (20 feet/6 meters)

Wide-spaced lines; line sizes range from 20/100 to 20/16 (6/24 to 6/4.8), 0.20 to 1.25. Lines are labeled with 20' notations only.

- **600728**



Sloan Letters Chart (20 feet/6 meters)

Linear-spaced lines; line sizes range from 20/80 to 20/16 (6/24 to 6/4.8), 0.25 to 1.25. Lines are labeled with 20' notations only.


- **600725**



Sloan Letters Chart (20 feet/6 meters)

Proportionally spaced (logMAR) lines; line sizes range from 20/80 to 20/10 (6/24 to 6/4.8), 0.25 to 2.00. Lines are labeled with 20' notations only.


- **600737**



Snellen Letters Chart (20 feet/6 meters)

Linear-spaced lines; line sizes range from 20/100 to 20/16 (6/30 to 6/4.8), 0.20 to 1.25. Lines are labeled with 20' notations only.

- **600727**



**Tumbling E Chart
(10 feet/3 meters)**

Linear-spaced lines; line sizes range from 20/160 to 20/16 (6/48 to 6/4.8) equivalent, 0.12 to 1.25.

..... 800714

13 feet/4 meters ESV1018 Translucent Distance Charts



**Sloan Letters Translucent Chart
(13 feet/4 meters)**

Proportionally spaced (logMAR) lines; line sizes range from 20/160 to 20/10 (6/48 to 6/3) equivalent, 0.12 to 2.00.

..... 800738

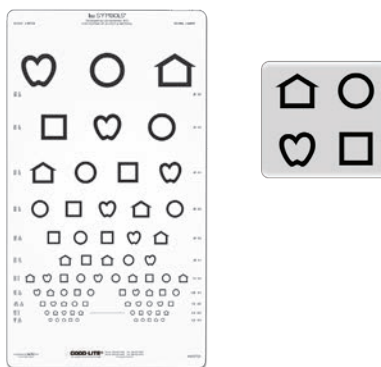


Low Vision Sloan Letters Translucent Chart (20 feet/6 meters)

Low vision reversed Sloan Letters chart; line sizes range from 20/400 to 20/160 (6/120 to 6/48), 0.05 to 0.125. Available as either standard or reversed letters.

A 800741
B (Reversed Letters) 800742

20 feet/6 meters ESV1018 Translucent Distance Charts



**LEA SYMBOLS® Set or Chart
(20 feet/6 meters)**

Proportionally spaced (logMAR) lines; line sizes range from 20/80 to 20/8 (6/24 to 6/2.4), 0.25 to 2.50. Set includes response key and instructions.


Set 800724
Chart Only 800723



**HOTV Translucent Chart
(20 feet/6 meters)**

Linear-spaced lines; line sizes ranging from 20/100 to 20/16 (6/30 to 6/4.8), 0.20 to 1.25. Response key and training cards are not included.

..... 800704



**LEA NUMBERS® Translucent Chart
(20 feet/6 meters)**

Proportionally spaced (logMAR) lines; line sizes range from 20/80 to 20/8 (6/24 to 6/2.4) equivalent, 0.25 to 2.50.

..... 800701



**C Sloan Letters Chart
(20 feet/6 meters)**

Linear-spaced lines; line sizes range from 20/100 to 20/16 (6/30 to 6/4.8), 0.20 to 1.25.


..... 800733



**D Sloan Letters Translucent Chart
(20 feet/6 meters)**

Proportionally spaced (logMAR) lines; line sizes range from 20/100 to 20/10 (6/30 to 6/3), 0.20 to 2.00.


..... 800740



E Sloan Letters Reversed Translucent Chart (20 feet/6 meters)

Reversed proportionally spaced (logMAR) lines; line sizes range from 20/100 to 20/16 (6/30 to 6/4.8), 0.20 to 1.25.

..... 800739



**F Tumbling E Chart
(20 feet/6 meters)**

Linear-spaced lines; line sizes range from 20/100 to 20/20 (6/30 to 6/6), 0.20 to 1.00.

..... 800729

ETDRS Illuminated Cabinet & Charts



Simplify your ETDRS testing with either the ESV3000 or ESC2000

ESV3000 ETDRS Illuminated Cabinet

Contains patented internal calibration technology, which automatically controls the standardized LEDs (light emitting diodes) output. When this lighting technology is combined with a universal standard power supply, the result is consistent standardized lighting that makes the ESV3000 the most accurate, easy-to-use tester for evaluating ETDRS and logMAR acuity. Simply turn on the device and with a push of a button, the ESV3000 automatically calibrates to a photopic light level of 85 cd/m² or a mesopic level of 3 cd/m². These light levels are

recommended by the National Academy of Sciences' Committee on Vision Testing Standards.

The ESC2000 Illuminator Cabinet

This is our more cost effective ETDRS Cabinet providing a uniform retro-illuminated testing surface, ideal for clinical testing of high contrast and low contrast logMAR tests, including ETDRS, LEA SYMBOLS®, LEA NUMBERS®, Landolt C, etc. This makes it the perfect choice when precision calibrated luminance is not required.

Both measure 24.5"H x 25.5"W x 3.75"D (62 cm x 65 cm x 9.75 cm). CE and CSA listed.

Compare Cabinets	ESV3000 with Calibrated LED Lights	ESC2000 with LED Lights
Self Calibrate to 85 cd/m ²	✓ Yes	✗ No
Provide Mesopic Testing	✓ Yes	✓ Yes [†]
Provide Uniform Light	✓ Yes	✓ Yes
Ready for Immediate Use	✓ Yes	✓ Yes
Universal Power Supply	✓ Yes	✓ Yes
Custom Light Levels Available	✓ Yes	✓ Yes
Built-in Glare Light Receptacle	✓ Yes	✗ No
Remote Controlled	✓ Yes	✓ Yes

ESV3000 ETDRS Standardized Viewer

The only ETDRS viewing cabinet that self-calibrates illumination on the chart surface for both photopic (85 cd/m²) and mesopic (3 cd/m²) light level testing. The unit utilizes the most advanced self-monitoring LED light source patented technology, providing uniform and highly calibrated illumination across the entire testing surface (*Patent 5,078,486*).

ESV3000 Kit With Original Series 4 Meter ETDRS Charts

Includes the ESV3000 viewer, ESV3000 stand, and 3 Original Series 4 meter ETDRS charts.*

..... 500600

ESV3000 Kit With "2000" Series 4 Meter ETDRS Charts

Includes the ESV3000 viewer, ESV3000 stand, and 3 "2000" Series 4 meter ETDRS charts.*

..... 500601

ESV3000 Kit With "2000" Series 3 Meter ETDRS Charts

Includes the ESV3000 viewer, ESV3000 stand, and 3 "2000" Series 3 meter ETDRS charts.*

..... 500602

ESV3000 ETDRS Viewer Individual Items

ESV3000 ETDRS Standardized viewer only.*

..... **ESV3000**

ESC2000 ETDRS Standardized Viewer

Our more cost effective ETDRS Viewer when calibrated light levels are not required.

ESC2000 Kit With Original Series 4 Meter ETDRS Charts

Includes the ESC2000 viewer, ESC2000 stand, and 3 Original Series 4 meter ETDRS charts.*

..... 500700

ESC2000 Kit With "2000" Series 4 Meter ETDRS Charts

Includes the ESC2000 viewer, ESC2000 stand, and 3 "2000" Series 4 meter ETDRS charts.*

..... 500701

ESC2000 Kit With "2000" Series 3 Meter ETDRS Charts

Includes the ESC2000 viewer, ESC2000 stand, and 3 "2000" Series 3 meter ETDRS charts.*

..... 500702

ESC2000 ETDRS Viewer Individual Items

ESC2000 ETDRS Standardized viewer only.*

..... **ESC2000**

[†] Manual user adjustment required.

* Power plug adaptor may be needed for outlets outside the United States.

Accessories and Options



ESV3000 Glare Lights

Easy-to-use Glare Lights simply plug in. Turn on and off remotely when used in conjunction with the ESV3000. Set of 2. Can only be used with the ESV3000.

..... 500100



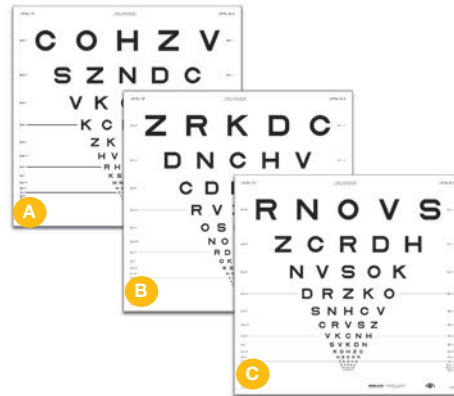
ESV3000 Floor Stand

ESV3000 Floor Stand with casters. The base of the stand measures 27.5" square (69.85 cm). The height is adjustable from a minimum of 33" (83.82 cm) to maximum of 49" high (124.46 cm).

..... 500004

13 feet/4 meters ETDRS Distance Charts

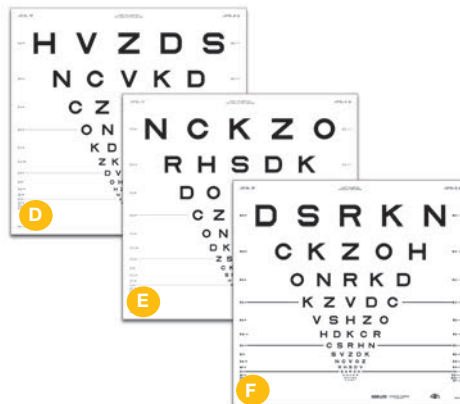
Chart Size: 24.5" x 25.5", 62 cm x 65 cm



"2000" Series ETDRS Translucent Distance Charts (13 feet/4 meters)

Proportionally spaced (logMAR) lines; line sizes range from 20/200 to 20/10 (6/60 to 6/3) equivalent, 0.10 to 2.00. Revised version of the original ETDRS series based on more recent research.

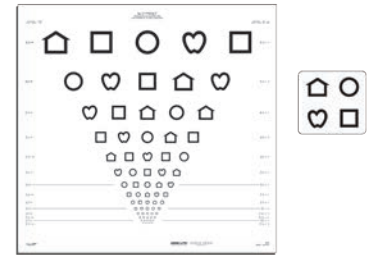
- A Chart "1" 500016
- B Chart "2" 500017
- C Chart "3" 500018



Original Series ETDRS Translucent Distance Charts (13 feet/4 meters)

Proportionally spaced (logMAR) lines; line sizes range from 20/200 to 20/10 (6/60 to 6/3) equivalent, 0.10 to 2.00. Standardized format is used in National Eye Institute-sponsored clinical studies and in low vision evaluations when accurate and repeatable visual acuity measurements are needed.

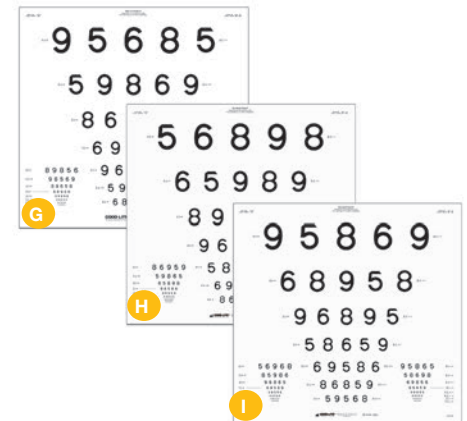
- D Chart "R" 500013
- E Chart "1" 500014
- F Chart "2" 500015



LEA SYMBOLS® ETDRS Translucent Distance Charts (13 feet/4 meters)

Proportionally spaced (logMAR) lines; line sizes range from 20/160 to 20/8 (6/48 to 6/2.4) equivalent, 0.90 to 2.50. Includes response key and instructions.

..... 253333



LEA NUMBERS® ETDRS Translucent Distance Chart (13 feet/4 meters)

Proportionally spaced (logMAR) lines; lines range from 20/200 to 20/8 (6/60 to 6/2.4) equivalent, 0.10 to 2.50. Chart is available in 3 scrambled versions for repetitive testing.


- G 270200
- H 270200A
- I 270200B

Note: All charts, except for the low contrast charts, can be hung on a wall.

Illuminated Cabinets & Charts

13 feet/4 meters ETDRS Distance Charts

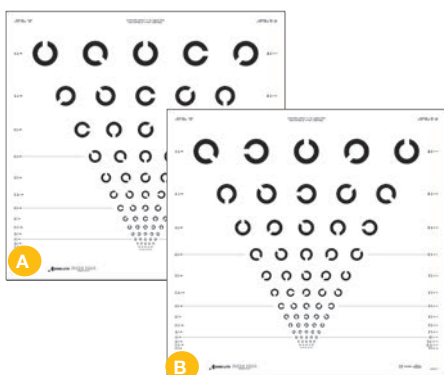
Chart Size: 24.5" x 25.5", 62 cm x 65 cm



Landolt C ETDRS Translucent Distance Charts (13 feet/4 meters)

Proportionally spaced (logMAR) lines; line sizes range from 20/200 to 20/10 (6/60 to 6/3) equivalent, 0.10 to 2.00.


..... 500037



8 Position Landolt C ETDRS Translucent Distance Charts (13 feet/4 meters)

8 Position Landolt C chart with C openings at up, down, left, right and each 45° angle. chart with proportionally spaced (geometric progression) lines; line sizes range from 20/200 to 20/10 (6/60 to 6/3) equivalent. Landolt Tumbling C chart is available in 2 scrambled versions for repetitive vision testing. 20/200 to 20/10 (6/60 to 6/3) equivalent, 0.10 to 2.00.

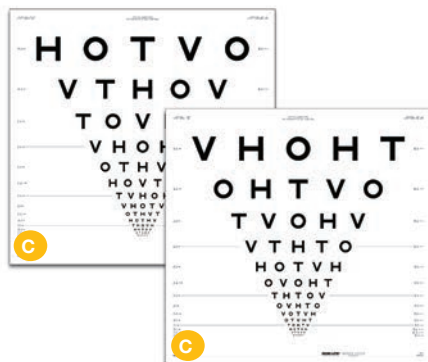
A 500070
B 500071



Tumbling E ETDRS Translucent Distance Charts (13 feet/4 meters)

Proportionally spaced (logMAR) lines; line sizes range from 20/200 to 20/10 (6/60 to 6/3) equivalent, 0.10 to 2.00.

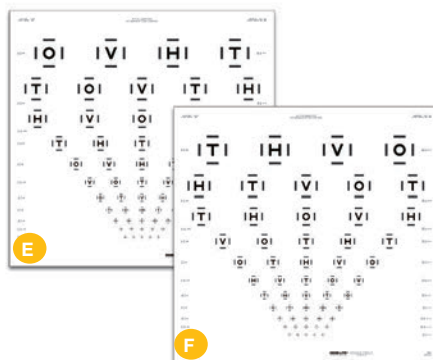
..... 500044



HOTV ETDRS Translucent Distance Chart (13 feet/4 meters)

Proportionally spaced (logMAR) lines; lines range from 20/200 to 20/8 (6/60 to 6/2.4) equivalent, 0.10 to 2.50. Chart is available in 2 scrambled versions for repetitive testing.

C 500025
D 500034



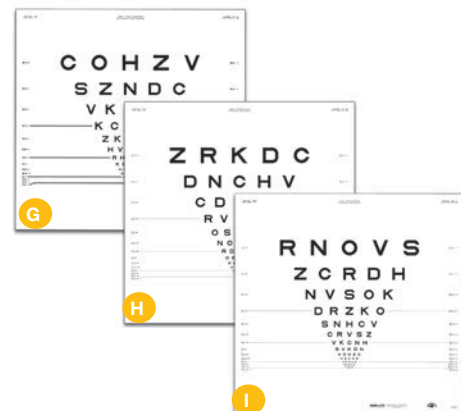
Crowded HOTV ETDRS Translucent Distance Chart (13 feet/4 meters)

HOTV letters with 50% contour interaction bars to provide single optotypes with crowding. Proportionally spaced (logMAR) lines; line sizes range from 20/200 to 20/8 (6/60 to 6/2.4) equivalent, 0.10 to 2.50. Chart is available in 2 scrambled versions for repetitive testing.

E 500035
F 500036

Note: All charts, except for the low contrast charts, can be hung on a wall.

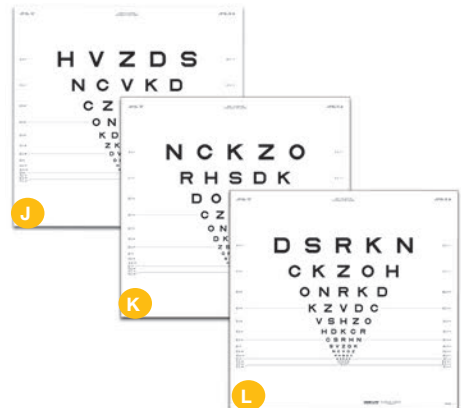
10 feet/3 meters ETDRS Distance Charts



"2000" Series ETDRS Translucent Distance Charts (10 feet/3 meters)

Proportionally spaced (logMAR) lines; line sizes range from 20/200 to 20/10 (6/60 to 6/3) equivalent, 0.10 to 2.00. Revised version of the original ETDRS series based on more recent research.

G Chart "1" 500010
H Chart "2" 500011
I Chart "3" 500012

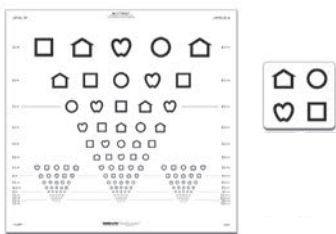


Original Series ETDRS Translucent Distance Charts (10 feet/3 meters)

Proportionally spaced (logMAR) lines; line sizes range from 20/200 to 20/10 (6/60 to 6/3) equivalent, 0.10 to 2.00. Revised version of the original ETDRS series based on more recent research.

J Chart "R" 500046
K Chart "1" 500047
L Chart "2" 500048

6.5 feet/2 meters ETDRS Distance Charts



LEA SYMBOLS® ETDRS Translucent Distance Chart (10 feet/3 meters)

Proportionally spaced (logMAR) lines; lines range from 20/200 to 20/8 (6/60 to 6/2.4) equivalent, 0.10 to 2.50. Includes response key and instructions. 24.5" x 25.5" (62 cm x 65 cm).

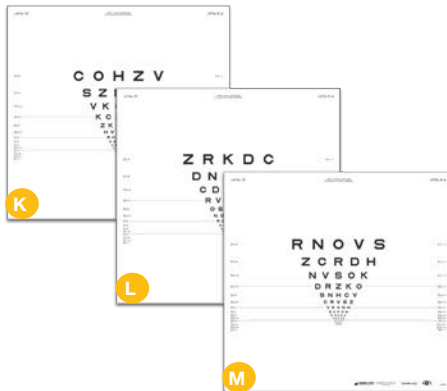
..... 250300



LEA NUMBERS® ETDRS Translucent Distance Chart (10 feet/3 meters)

Proportionally spaced (logMAR) lines; lines range from 20/200 to 20/8 (6/60 to 6/2.4) equivalent, 0.10 to 2.50.

..... 271400



"2000" Series ETDRS Translucent Distance Charts (6.5 feet/2 meters)

Proportionally spaced (logMAR) lines; line sizes range from 20/200 to 20/10 (6/60 to 6/3) equivalent, 0.10 to 2.00. Revised version of the original ETDRS series based on more recent research.

- K** Chart "1" 500041
- L** Chart "2" 500042
- M** Chart "3" 500043

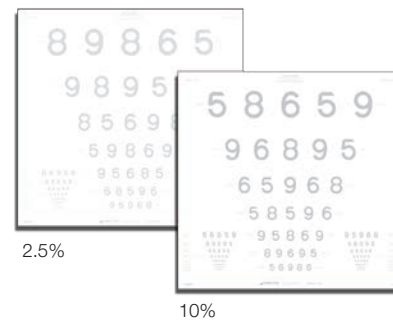
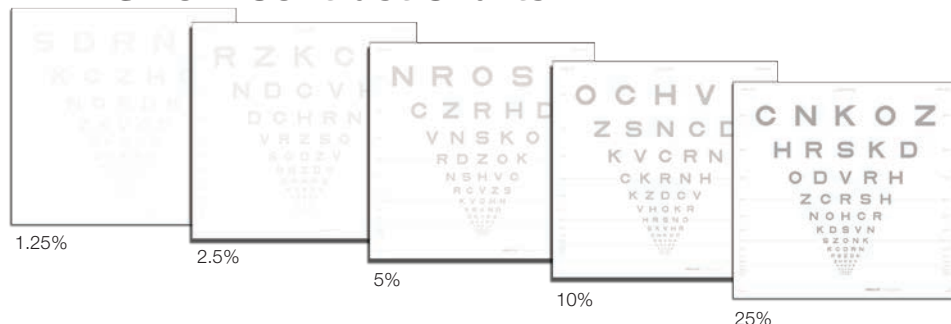


Original Series ETDRS Translucent Distance Charts (6.5 feet/2 meters)

Proportionally spaced (logMAR) lines; line sizes range from 20/200 to 20/10 (6/60 to 6/3) equivalent, 0.10 to 2.00. Revised version of the original ETDRS series based on more recent research.

- N** Chart "R" 500038
- O** Chart "1" 500039
- P** Chart "2" 500040

ETDRS Low Contrast Charts



Low Contrast Translucent ETDRS Charts from Good-Lite

Good-Lite offers a wide selection of low charts to fit your testing needs. Charts are available at different contrast levels and testing distance.

Some charts are available in "Scrambled Versions" with optotypes in different order for when repetitive testing is involved.

All charts are proportionally spaced (logMAR) lines; line sizes range from 20/200 to 20/10 (6/60 to 6/3) equivalent, 0.10 to 2.00. 24.5"H x 25.5"W (62 cm x 65 cm).

13 feet/4 meters Testing Distance

Sloan Letters Optotype

- 1.25% 500022
- 1.25% - Scrambled Version 500033
- 2.5% 500021
- 2.5% - Scrambled Version 500032
- 5% 500020
- 10% 500019
- 25% 500023

10 feet/3 meters Testing Distance

Sloan Letters Optotype

- 1.25% 500024
- 2.5% 500029
- 5% 500028
- 10% 500027
- 25% 500026

13 feet/4 meters Testing Distance

LEA NUMBERS® Optotype

- 2.5% 274200
- 10% 274300

Illuminated Cabinets & Charts

ETDRS Rollup Charts



ETDRS Translucent Distance Charts

Our standard ETDRS charts printed on a thinner styrene plastic allowing the chart to be easily rolled up for storage or transporting. Each chart comes with plastic wall hanging clip.

Each chart is proportionally spaced (logMAR) lines; lines range from 20/200 to 20/8 (6/60 to 6/2.4) equivalent, 0.10 to 2.50.

13ft/4m ETDRS Charts

Original Series Chart R **511113**

Original Series Chart 1 **511114**

LEA NUMBERS® Chart. **270211**


10ft/3m ETDRS Charts

LEA SYMBOLS® ETDRS Chart. **250311**

Super Pinhole Cabinet & Charts



now using LED



Super Pinhole Macula Charts (5 feet/1.5 meters)

High contrast charts for the Super Pinhole Macula Cabinet. Optotypes are Proportionally spaced (logMAR) lines; line sizes ranging from 20/100 to 20/20 (6/30 to 6/6) equivalent, 0.25 to 1.25.

- F** Sloan Letters **300304**
- G** Sloan Letters Scrambled **300305**
- H** LEA NUMBERS® **300306**
- I** LEA SYMBOLS®. **300307**

Replacement Extension Cord

Replacement extension cord for the Super Pinhole Macula Cabinet. **300320**

Super Pinhole Macula Cabinet

This Cabinet can assist with testing potential visual acuity when considering cataract surgery for patients with retinal disease, such as macular degeneration. This greatly improved Super Pinhole Macula Cabinet provides uniform illumination across the entire chart. LEDs provide uniform illumination. Universal power supply, Sloan Letters Super Pinhole chart (300304), Extension Cord (300320), and Multiple Pinhole Occluder (700010) are included with the cabinet.

. **300300**

Accessories



Multiple Pinhole Spectacle Occluder

Pinhole Spectacle. **700010**

Spectacle Only **700012**



Reversible Pinhole Occluding Glasses

One side is occluded with 5 pinholes, the other is fully occluded. Sturdy metal frames with straight temples for easy reversibility.

. **204006**



Small Pinhole Occluder

Miniature occluder with 17 pinholes. 4" x 1.25

. **120400**



J Short-handled black occluder **120100**

K Short-handled single pinhole occluder **120301**

L Short-handled 48 pinhole occluder **120300**

VectorVision CSV-1000 Contrast Sensitivity



Remote Control



The New CSV-1000HGT

The CSV-1000HGT tests a combination of contrast and glare sensitivity providing the most accurate measure to evaluate cataracts, glaucoma, diabetic eye disease, contact lens performance, refractive surgery, etc. Patented photocell circuitry automatically monitors and calibrates instrument testing light levels. The CSV-1000HGT includes the following: CSV-1000HGT instrument, remote control (with battery), score pads, your choice of test face(s), and instruction manual.

CSV-1000HGT Contrast Testing System

CSV-1000HGT Instrument with Glare Lights and 1 Test Face. Stand sold separately.

(shown) **500050**

Accessories for CSV-1000

- Mesopic Testing Lens **500053**
- Floor Stand with Casters **500004**

CSV-1000 Contrast Testing System

The CSV-1000 is the only self-standardized vision testing instrument. In each row of the device, photocell circuitry continually monitors and calibrates the instrument light level. This unique system senses both the external light striking the face of the instrument and the internal light which emanates from the miniature fluorescent bulbs. By measuring both light sources, the patented circuitry (U.S. Patent Number 5,078,486) determines the total light reflected from the instrument face and provides for a constant test luminance level of 85 cd/m².

CSV-1000 Contrast Testing System comes with CSV-1000 unit and one contrast testing chart. Floor stand sold separately.


. **500000**



CSV-1000 ETDRS Test Face

ETDRS acuity testing is the worldwide standard for visual acuity testing. The CSV-1000 ETDRS

test face provides standardized testing of ETDRS acuity. Three different ETDRS tests are available: Chart R, Chart 1, and Chart 2. Chart R **500003**



CSV-1000S Test Face

The CSV-1000S test face is widely used for in- or out-of-office screenings and for cataract evaluations.

This test presents standard visual acuity from 20/15 to 20/200, 2 rows of spatial frequencies (6 and 12 cycles/degree), and a real-world driver's scene. The test is useful for cataract documentation because it provides a standard acuity score, a functional acuity score, and a real-world simulation.

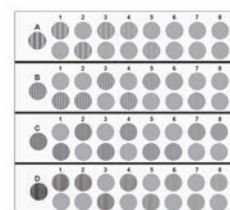
. **500001**



CSV1000CA Contrast Acuity (CA) Chart

Tests high contrast and 10% contrast from 20/100 to 20/10.

. **500052**



CSV1000E Contrast Chart

This test provides for 4 rows of sine-wave gratings. At the recommended test distance of 8 ft (2.5 meters), these

gratings test the spatial frequencies of 3, 6, 12, and 18 cycles/degree. The CSV-1000E provides a full contrast sensitivity curve, which is useful for the evaluation of ocular disease (particularly cataracts, glaucoma, optic neuritis, diabetes, and macular degeneration), contact lenses, and refractive surgery. For cataract evaluation/documentation, a functional acuity score can be obtained directly from the test scoring sheet.

. **500051**

LED Insta-Line Quantum Cabinet & Charts



Complete LED Insta-Line Quantum™

All LED Insta-Line Quantum cabinets use light emitting diodes (LEDs) to provide uniform illumination for standardized testing. The increased efficiency of the bulbs and the rechargeable battery (included) permit testing in almost any location. Controlled by radio frequency (RF) wireless remote. A power pack is included for recharging and using the unit with or without the battery.

One person can administer a complete series of vision tests in less than 2 minutes. Ideal for ages 3 years through adulthood. Used for testing visual acuity at 10 feet and for assessing muscle imbalance. Includes LEA SYMBOLS® Test Set, LEA NUMBERS®, Tumbling E Chart, Sloan Letters Chart, and HOTV Test Set, occluder, +1.75, +2.25, and +2.50 hyperopia glasses. Completely self-contained and weighs only 10 lbs. Universal power supply. 14.5" H x 9.25" W x 5" D. CSA Listed.

..... 915000

Preschool LED Insta-Line Quantum™

Complete and accurate screening for preliterate children as young as 3 years. Portable, durable, and works with the touch of a finger. Includes LEA SYMBOLS® test set, HOTV test set, and occluder. Universal power supply. CSA Listed.

..... 916000

Basic LED Insta-Line Quantum™

Cabinet only, charts not included. Universal power supply. CSA Listed.

..... 914000

10 feet/3 meters Testing Distance Charts and Sets for ALL Insta-Line Cabinets



LEA SYMBOLS® Test Set

Linear-spaced optotypes in the following size equivalents: 20/60, 20/50, 20/40, 20/32, 20/25, 20/20, 20/16, and 20/12.5. Two lines of each size with 5 optotypes on each line. Includes chart, response key, switch box overlay, and instructions. This test set is included with 915000 Complete LED Insta-Line Quantum™ and 916000 LED Preschool Insta-Line Quantum™. 9" x 14" (22.9 cm x 35.6 cm).

..... 904025

LEA SYMBOLS® Chart Only

Includes switch box overlay. 9" x 14" (22.9 cm x 35.6 cm).

..... 904032



LEA NUMBERS® Chart

Linear-spaced optotypes in the following size equivalents: 20/63, 20/50, 20/40, 20/32, 20/25, 20/20, 20/16, and 20/12.5. Two lines of each size with 5 optotypes on each line. Includes chart and switch box overlay. Included with 915000 Complete LED Insta-Line Quantum™. 9" x 14" (22.9 cm x 35.6 cm).

..... 904026



HOTV Test Set

Linear-spaced optotypes in the following size equivalents: 20/60, 20/50, 20/40, 20/32, 20/25, 20/20, 20/16, and 20/12.5. Two lines of each size with 5 optotypes on each line. Includes chart, response key, overlay, and instructions. This test set is included with 915000 Complete LED Insta-Line Quantum™ and 916000 LED Preschool Insta-Line Quantum™. 9" x 14" (22.9 cm x 35.6 cm).

..... 904030

HOTV Chart Only

Includes switch box overlay. 9" x 14" (22.9 cm x 35.6 cm).


..... 904031



Sloan Letters Chart

Linear-spaced optotypes in the following size equivalents: 20/63, 20/50, 20/40, 20/32, 20/25, 20/20, 20/16, and 20/12.5. Two lines of each size with 5 optotypes on each line. Includes chart and switch box overlay. This chart is included with 915000 Complete LED Insta-Line Quantum™. 9" x 14" (22.9 cm x 35.6 cm).

..... 904029



LEA SYMBOLS® Combination Distance and Near Test Set


Easily screen both near and distance vision with one chart using the Insta-Line illuminated cabinet.

This pediatric eye chart features LEA SYMBOLS® pediatric symbols with 2 lines of linear-spaced optotypes in the following size equivalents: 20/40, 20/32, 20/25 and 20/20. Distance screening for these lines is 10 ft, 3 meters.

Near vision screening features LEA SYMBOLS® with 2 lines of linear-spaces optotypes in the following size equivalents: 20/200, 20/40 and 20/32. Near vision portion also contains 2 columns of proportionally spaced characters with size equivalents of 20/50 to 20/16.

Chart measures 9" x 14" (22.9 cm x 35.6 cm). Chart set includes overlay and response key.

..... 904034



Crowded HOTV Test Set

Crowded optotypes in the following size equivalents: 20/50, 20/40, 20/30, and 20/20. Includes chart, response key, switch box overlay, and instructions. 9" x 14" (22.9 cm x 35.6 cm).

..... 904015

Crowded HOTV Chart Only

Includes switch box overlay. 9" x 14" (22.9 cm x 35.6 cm).

..... 900707



LED Insta-Line Mounting Bracket

Add portability to your LED Insta-Line with the Insta-Line Mounting Bracket. Adding this bracket to our deluxe universal stand allows increased mobility. Mounting bracket can only be used with the LED Insta-Line Quantum.

..... 914100



Stand for Professional, ESV1500, ESV1200, ESV1018, LED Insta-Line®, Models A+, A, or M Cabinets

Add mobility to your illuminated cabinet with this deluxe universal 5-leg stand. Available with or without casters. **Note:** Using stand with LED Insta-Line requires LED Insta-Line bracket 914100 found above.

A Casters 705000

B Without casters 704000



Hyperopia Glasses (Hard Lens)

+1.75. Recommended for children 10 years or older.

..... 900003

+2.25. Recommended for children ages 6 to 10 years who have greater accommodation.

..... 900002

+2.50. Recommended for children ages 6 to 10 years who have greater accommodation.

..... 900005



Canvas Carrying Case

For Quantum Series, Model A+, Model A, LED Insta-Line, and Insta-Line PLUS™. Adjustable shoulder strap provides comfort when carrying an illuminated cabinet.

..... 904020

Children's Vision Screening/Testing Fun Frames



Lens Type	Butterfly	Horse	Parrot	Tiger
Opaque Occluder	460800	460900	461000	461100
Frosted Occluder	460811	460911	461011	461111
Polarized	460400	462000	462100	460700
Anaglyph	461200	461300	461400	461500
+1.50 Hyperopia	516000	525900	525700	528900
+2.00 Hyperopia	491000	491100	491200	491300
+2.50 Hyperopia	500300	500400	500500	500611
+3.00 Hyperopia	514900	515100	515000	515200

Stereoacuity Screening and Testing



Stereo Fly Acuity Test

Tests designed to rapidly test for amblyopia and strabismus using gross thru fine stereopsis (4800 to 20 sec of arc). Graded circle test from 400 sec now down to 20 sec with no monocular clues. New improved booklet has answer key on back cover and includes both adult and child polarized viewers.

..... 100055



Stereo Butterfly Acuity Test

Tests designed to rapidly test for amblyopia and strabismus using gross thru fine stereopsis (2500 to 20 sec of arc). Graded circle test from 400 sec now down to 20 sec with no monocular clues. New improved booklet has answer key on back cover and includes both adult and child polarized viewers.

..... 101055



Random Dot E Stereoacuity Test

Designed to rapidly test for amblyopia and strabismus in early and non-readers and non-verbal children and adults. Choice of dot size acuity (standard and low vision). Includes adult and new child-friendly pediatric viewers with improved test frames.

..... 101550



Random Dot 2 Stereoacuity Test

Designed to rapidly test for amblyopia and strabismus in early and non-readers and non-verbal children and adults. Expanded random dot test (500, 250, 125 sec of arc). Graded circle test now down to 12.5 sec with no monocular clues. New improved booklet has answer key on back cover and includes both adult and child polarized viewers.

..... 100755



Random Dot 3 Stereoacuity Test

Designed to rapidly test for amblyopia and strabismus in early and non-readers and non-verbal children and adults. Expanded Random Dot 3 tests gross disparity at 900, 650, 500 and 400 seconds of arc. Test children at 400, 200, 100 seconds of arc. Graded circle test now down to 12.5 seconds with no monocular clues. New improved booklet has answer key on back cover and includes polarized viewers.

..... 100905



Stereo Vision Viewers

- Polarized stereoacuity test viewers.
- A** Adult 103050
 - B** Intermediate..... 103175
 - C** Children..... 103150



PASS Test™ 1

Preschool Assessment of Stereopsis with a Smile (PASS) - Stereoacuity test for basic screening of stereopsis in children and non-readers. Includes: 3 Cards (720, Demo, and Blank), 1 Pair Pediatric Polarized Viewers, and 1 Pair Intermediate Polarized Viewers.

..... 101100



PASS Test™ 2

Preschool Assessment of Stereopsis with a Smile (PASS) - Stereoacuity test for school assessment of stereopsis in children and non-readers. Includes: 4 Cards (480, 240, Demo, and Blank) with Carrying Case, 1 Pair Pediatric Polarized Viewers, and 1 Pair Intermediate Polarized Viewers.

This test is also part of the VIP Kit developed by the Vision in Preschoolers Study Group for screening the vision of preschoolers.

..... 101200



PASS Test™ 3

Preschool Assessment of Stereopsis with a Smile (PASS) - Stereoacuity test for quantitative assessment of stereopsis in children and non-readers. Includes: 6 Cards (480, 240, 120, 60, Demo, and Blank) with Carrying Case, 1 Pair Pediatric Polarized Viewers, and 1 Pair Intermediate Polarized Viewers.

..... 101300

Polarized Variable Vectographs



Vectograph Kit

Polarized Variable Vectographs

Polarized Variable Vectograph Vision Therapy System for Vision Training. Improve your patients' vision therapy outcomes using the new home reinforcement Vision Therapy System.


All Vectographs include therapy binder, doctor and patient instruction manuals, patient vision therapy recording form, and standard polarized viewers.



Vortex Polarized Variable Vectograph

Stereopsis depth on Vortex image of 6100 seconds of arc. Letters' orient to the Vortex image above, below, and even with the image at +/-600 seconds of arc. 16-diopter range for base-in (divergence) training and 24-diopter range for base-out (convergence) training for a total accommodation range of 40 diopters.

..... 105550



Small Saccadic Polarized Variable Vectograph

Treatment Vectograph comes with five rows of saccadic Fixation Disparity Cross stimuli presented at a 20/63 acuity level to monitor visual, binocular and accommodative functions more reflective of reading demands at higher grade levels (smaller print books). Two-dimensional Fixation Disparity Target stimuli with Number Central Fusion Lock help relate binocular alignment to accommodation (clarity of the target) with a total of accommodation range of 40 diopters.

..... 107101



Gem Polarized Variable Vectograph

Stereopsis depth of 700 seconds of arc, 16-diopter range for base-in (divergence) training and 24-diopter range for base-out (convergence) training for a total accommodation range of 40 diopters.

..... 106055



NFL Gem PL-NFL™ Polarized Variable Vectograph

Stereopsis depth of 700 seconds of arc and Fixation Disparity target without central Fusion Lock. 16-diopter range for Base-In (Divergence) Training and 24-diopter range for Base-Out (Convergence) Training with total accommodation range of 40-diopters.

..... 106595



Gem PL Polarized Variable Vectograph

Stereopsis depth of 700 seconds of arc including fixation disparity target with central fusion lock. 16-diopter range for base-in (divergence) training and 24-diopter range for base-out (convergence) training for a total accommodation range of 40 diopters.

..... 106050



VFD Variable Fixation Disparity™ Polarized Variable Vectograph

Two-dimensional Fixation Disparity target without central Fusion Lock and without peripheral Gem image. 16-diopter range for Base-In (Divergence) Training and 24-diopter range for Base-Out (Convergence) Training with total accommodation range of 40-diopters.


..... 106590



Chain Polarized Variable Vectograph Vision Therapy System

Three-dimensional Chain image to provide an introduction to binocular experiences. 16-diopter range for Base-In (Divergence) Training and 24-diopter range for Base-Out (Convergence) Training with total accommodation range of 40-diopters.

..... 105600



Large Saccadic Polarized Variable Vectograph

Treatment Vectograph contains four rows of saccadic Fixation Disparity Cross stimuli presented at a 20/100 acuity level, reflective of the visual demands of larger print books. Two-dimensional Fixation Disparity Target stimuli with Number Central Fusion Lock help relate binocular alignment to accommodation (clarity of the target). Total accommodation range is 40 diopters.

..... 107100



Teddy Bear Polarized Variable Vectograph Vision Therapy System

Range of 6100 seconds of arc stereopsis depth. Teddy Bear and Blocks orient to the Vectograph above, below, and even with the image at +30 to +1500 seconds of arc and -25 to -1100 seconds of arc. 16-diopter range for base-in (divergence) training and 24-diopter range for base-out (convergence) training for a total accommodation range of 40 diopters.

..... 105700



Frog Polarized Variable Vectograph Vision Therapy System

Vectograph has stereopsis depth of 5300 seconds of arc. Frog image has stereopsis depth of 2500 seconds of arc. 16-diopter range for base-in (divergence) training and 24-diopter range for base-out (convergence) training for a total accommodation range of 40 diopters.

..... 105800

Please visit our website for many more new Vectographs!

Disparity Polarized Targets



Far Polarized Fixation Disparity Target

Vectographic 2-dimensional Fixation Disparity Target for assessing Far Point of Fixation Disparity and Associated Vergence Measures at Distance. Can be administered in free space or behind a refractor and be presented at a variety of working distances. Includes Doctor Manual and Standard Polarized Viewers.


..... 106575



Near Polarized Fixation Disparity Target

Vectographic 2-dimensional Fixation Disparity Target for assessing Near Point of Fixation Disparity and Associated Vergence Measures at Near. Can be administered in free space or behind a refractor and be presented at a variety of working distances. Includes Doctor Manual and Standard Polarized Viewers.

..... 106550



Randomized Fixation Disparity Polarized Target

Assessment tool for measuring binocular/ accommodative function during a saccadic eye movement task using a sequence of saccadic identification targets. Vectographic silvered card with four rows of saccadic Fixation Disparity Cross stimuli presented with a 20/100 target size, reflective of the visual demands of larger print books. Two-dimensional Fixation Disparity Cross stimuli with Number Central Fusion Lock help relate binocular alignment to accommodation (clarity of the target)

Large Targets 107103

Small Targets..... 107104



Fixation Disparity Polarized Target

Fixation Disparity Polarized Target Vectographic 2-dimensional card with 2 Fixation Disparity Crosses positioned vertical to one another to facilitate the comparison of binocular performance when using a lower versus higher spatial frequency or acuity demand. Top Fixation Disparity Cross at 20/95 acuity level mimics reading demands of larger print books.

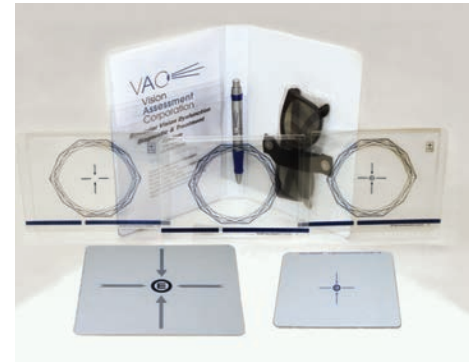
The Small Target bottom Fixation Disparity Cross at 20/63 acuity level mimics reading demands at higher grade levels (smaller print books) while the Large Target bottom cross is at 20/100 acuity level.

Fixation Disparity Polarized Target Vectograph includes manual and standard polarized viewer.

Large Targets 107102

Small Targets..... 107105

Kits



PL Binocular Vision Dysfunction Diagnostic and Treatment System™

Quickly and accurately diagnoses large to small fixation disparities with this all inclusive kit, which contains the following items:

- 106575 - Far Fixation Disparity Target™
- 106550 - Near Fixation Disparity Target™
- 106055 - Gem™ Polarized Variable Vectograph
- 106050 - Gem PL™ Polarized Variable Vectograph
- 106595 - GemPL NFL™ Polarized Variable Vectograph

Therapy Binder with Pen, Instruction Manual, and Standard Polarized Viewers.

..... 107000



Binocular Accommodative Saccadic Series

BASS-PL (Binocular Accommodative Saccadic Series) Vision Therapy System for improving patient visual performance and reading efficiency, consisting of diagnostic Fixation Disparity Targets and treatment Vectographs with saccadic identification targets at two acuity levels.

- Fixation Disparity Polarized Targets (2 cross targets) (Large and Small)
- Randomized Fixation Disparity Polarized Targets (Large and Small)
- Saccadic Polarized Variable Vectographs (Large and Small)

..... 107500



Vectograph Viewers

Greatly simplifies vision therapy by holding vectographs at the proper angle and allows sliding the vectographic panels to the "breaking point" and back to the "recovery point". These vectograph viewers support the full extension of the panels to their maximum base-in and base-out capabilities. A white background behind the vectograph supports base-out vergence work (convergence). The white background can be removed to reveal the clear background. This permits use of the vectographs for fusional divergence work, which requires that the patient view beyond the plane of the vectograph.

Available as either a single or double Vectograph Viewing stand. Vectographs not included.

- A** Single. **585600**
- B** Double. **587800**



Dual Illuminated Vectograph Viewer

Good-Lite's new and improved illuminated dual vectograph viewer holds two sets of vectographs! This new universal model allows you to use both Stereo Optical and Vision Assessment Corporation Vectographs. Use this unit with other therapies such as tranaglyphs, our MFBF Matching Game (705200) and our Vertical Fusion Target Set (713300).

The Illuminated Vectograph Viewer measures 14"W x 14.5H" x 4D" (35.5 cm x 36 cm x 10 cm). Slot height 5.5"(14 cm). Uses LED illumination with universal power supply (50-60 Hz, 110/240 AC). Vectographs not included.

. **621707**



Lichtenstein Fixation Box

The Lichtenstein Fixation Box gives you the added ability to test fusion, as well as to maintain fixation for your younger patients. The box contains a Worth 4-Dot examination, a white fixation light for adults and older children, and a fixation light that changes colors for strabismus measurements or refraction. LEDs provide increased bulb life. Universal power supply. 7.25" H x 6" W x 1.5" D (18.4 cm H x 15.3 cm W x 3.8 cm D). CE and CSA Listed.

. **995000**



Worth 4-Dot Test Attachment

The Worth 4-Dot Attachment fits on your Welch Allyn or Keeler transilluminator and supports Worth 4-Dot testing using red/green goggles. Compared to conventional flashlight versions, the Worth 4-Dot Test Attachment does not require cumbersome flashlight units or D batteries. Use with red/green anaglyph adult glasses 955100 or one of our Children's Fun Frame anaglyph glasses found on page 56.

- Standard Worth 4-Dot **475900**
- LEA SYMBOLS® Worth 4-Dot **499600**



Combination Polarized and Anaglyph Flipper

Combination polarized and red/green stereo lenses into one flipper. Use the red/green for the Worth 4-Dot or other anaglyph test; then, flip to polarized lenses for stereoacuity test.

. **488400**



Berens 3 Character Test

The Berens 3 Character Test is designed for patients who are unable to respond to the Worth 4-Dot Test, such as children who cannot name colors and individuals with low color perception. The 3 characters are: a red girl, a green elephant and a white ball. All are reproduced on a special insert that goes over the flashlight lens. The test set consists of a high-quality, three-cell flashlight with a pair of universal spectacles together and complete instructions. 3 D-cell batteries included.

. **153090**



C Worth 4-Dot Flashlight with Anaglyph Glasses.

Batteries not included.

- Standard **950100**
- LEA SYMBOLS® **520600**

D Reversible Red/Green Anaglyph Glasses

Durable metal frame glasses with spring-loaded temples. Storage case included.

. **955100**



Red & Green Wraparound Glasses

Wraparound anaglyphic (red/green) glasses offer a functional advantage for vision testing and therapy; they prevent side light regardless of where the patient moves his or her eyes or head.

- E** Adult **153160**
- F** Children **153170**

Examination Tools



Vergence Facility Prism

Quick screen for binocular vision. Use to get the patient to cycle between the 2 prisms up to 15 cycles per minute. Use at 16" (40 cm) with 20/30 near point line.

Prisms are 12D base-out and 3D base-in and 1.5 inch high (38 mm). Comes either mounted on a stainless stick holder or loose.

- Mounted (shown) **477700**
- Prism Only **477701**
- Magnetic **112080**



Loose Prism Sets

These high quality prisms are used to measure the deviation in strabismus. It is important to conduct polarized testing through prisms that are known to cause the least interference with polarization. Prisms are available loose or with a magnetic attachable handle.

Set of 16 includes: 0.5, 1, 2, 4, 6, 8, 10, 15, 20, 25, 30, 35, 40, 45, 50 diopter prisms, and red lens.

Set of 22 includes: 0.5, 1, 2, 3, 4, 5, 6, 7, 8, 9, 10, 12, 14, 16, 18, 20, 25, 30, 35, 40, 45, 50 diopter prisms, and red lens.

Each measures 37 mm square and includes case.

Loose Prism Sets

16-piece set **444900**

22-piece set **444500**

Loose Prism Sets with Magnetic Handle

16-piece set **444910**

22-piece set **444510**

Please visit our website for Adjustable Prism Flippers!




Prism Bars

Made from durable, lightweight acrylic. 16 segments that provide 1, 2, 4, 6, 8, 10, 12, 14, 16, 18, 20, 25, 30, 35, 40, and 45 PD. Vertical prism bars have 15 segments that provide 1, 2, 3, 4, 5, 6, 8, 10, 12, 14, 16, 18, 20, 25, and 30 PD. Includes protective case.

A Horizontal **444600**

B Vertical **444700**

A and B Combined **444800**



Retinoscopy Paddles with Axis Compass

This two-paddle version has one paddle with plus lenses and the other for minus. Optics on both are 0.5, 1.0, 1.5, 2.0, 2.5, 3.0, 3.5, 4.0, 4.5, 5.0, 5.5, 6.0, 6.5, 7.0, 8.0, and 12. Includes 180° axis compass printed directly along the top of each paddle. Lenses are 16 mm diameter, recessed to help prevent scratching. Lenses are glass for greater accuracy and durability. Includes protective case.

. **506600**



Risley Rotary Prism

Large aperture (1"/23 mm) rotating prisms permit more flexibility compared to your Phoropter. Two versions are offered: +/-20 PD or +/-30 PD with handles.

The prisms are controlled with a convenient knurled rotating knob. Accurately calibrated dial shows prism diopter selected and rotates through 30 PD right-exo to 30 PD left-eso.

20 PD **467300**

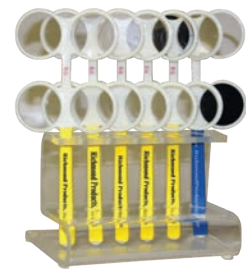
30 PD **467400**



Red Maddox Insert

Red maddox insert for Risley Rotary Prism.

. **207002**



Prism Flipper Set

Five Prism Flipper Set includes 2, 3, 4, 6 and 8 diopters with base in and base out plus one occluding Flipper and Stand.

Lens Types are:

2 Diopter (2^+2^)

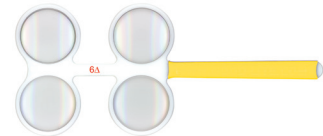
3 Diopter (3^+3^)

4 Diopter (4^+4^)

6 Diopter (6^+6^)

8 Diopter (8^+8^)

. **537900**



Individual Prism Flipper

Handheld individual prism flippers. Orientation of the prism flippers are Base In and Out.

Individual Prism Flipper

1 Diopter (1^+1^) **137001**

2 Diopter (2^+2^) **137002**

3 Diopter (3^+3^) **137003**

4 Diopter (4^+4^) **137004**

6 Diopter (6^+6^) **137006**

8 Diopter (8^+8^) **137008**



38mm & 48mm Corrected Curve Prisms

Corrected Curve Prisms are used with our Yoked Prism Frames. The lenses are available individually in base powers from 0.25D to 12D. Each lens is clearly marked with the diopter power and a 'line' indicating the base. The 38 mm are recommended for use with Pediatric Patents.

Visit www.good-lite.com for more



Yoked Prisms Frames

Good-Lite offers a variety of Yoked Prism Frames for your practice. 38 mm for Pediatrics, and 48 mm for adults with different options.

Visit www.good-lite.com for more



Color-Coded Flipper Set

Flipper Set with 6 flippers, plus and minus each of 0.25, 0.50, 0.75, 1.00, 1.50, and 2.00 diopters. Each is marked with diopter power and handles are color-coded. The lenses are durable and will last for years. Includes attractive holder.

6 Color-Coded Flipper Set

(shown) **499700**

12 Color-Coded Flipper Set

. **517900**



Individual Flipper

Individual flippers available in various lens configurations. Durable with a soft handle.

Individual Flipper

127025	+/- 0.25
127050	+/- 0.50
127075	+/- 0.75
127100	+/- 1.00
127125	+/- 1.25
127150	+/- 1.50
127175	+/- 1.75
127200	+/- 2.00
127225	+/- 2.25
127250	+/- 2.50
127275	+/- 2.75
127300	+/- 3.00
127400	+/- 4.00



Flipper in Canvas Pouch


Set of 6 Flippers in Canvas Pouch with elastic closure. Black. Includes 6 Flippers: with plus on one side and minus on the other of 0.25, 0.50, 0.75, 1.00, 1.50, and 2.00 diopters.

. **552500**

Thorington Card

The Thorington Card quickly measures heterophoria. The near card is used with a Maddox Rod. Scoring reveals if the patient has normal alignment when fusion is broken or if the patient has abnormal alignment.

The card helps diagnose Uncrossed or Crossed Diplopia and RhyppoP, LhyperP, RhyperP, and LhypoP. Includes a 1 mm hole in center for the fixation light. With the near adult card, each optotype represents 1 prism diopter, and measures +/-12 diopters. The card measures 5.75 x 4.75 inches (147 x 121 mm) and is available in 2 versions: Penlight/Transilluminator attachment or Touch LED Light.




Adult Thorington Card

Uses a combination of both numbers and letters. Available in 2 versions.

Transilluminator/Penlight **489300**

LED Light **555800**



Pediatric Thorington Card

Available in 2 versions.

Transilluminator/Penlight **539000**

LED Light **555900**

Thorington Options



Transilluminator



Penlight



LED Light



Pocket Neutral Density Bar

Used to measure Afferent Pupillary Defects (APD) which is defined as diminished pupil reaction to light levels. It uses 6 standard ND levels for quantifying APD. The log units quantify amount of light transmitted through the filter. Includes 6 filters rated as 0.3, 0.6, 0.9, 1.2, 1.5, and 1.8 log unit optical density values. The 0.3 ND filter is most useful for uncovering a borderline pupil defect.

The filter bar can be used in conjunction with the "Swinging Flashlight" test to detect and quantify the depth of any afferent conduction defect.

Fits in shirt pocket. Includes leather slip cover. Overall bar is 6.5" x 1" (16.5 cm long and 3 cm wide). Each filter measures 7/8" by 1" (2.5 cm x 3 cm).

. **470550**



Neutral Density Filter Bar

Used to measure afferent pupillary defects (APD) also called "diminished pupil reaction to light levels". Provides the filter values: 0.3, 0.6, 0.9, 1.2, 1.5, and 1.8 density log units. Each filter is 1.5" (38 mm) square with an overall bar size of 10" by 1.5" (25.3 cm by 3.8 cm). Comes with a handle for easy use and case for storage.

. **470200**



Neutral Density Bar Slide

Will add 1.8 density to filter bar.

. **488800**

Examination Tools



Fixed PD Trial Frames

These axis adjustable Fixed PD Trial Frames are comfortable because they are lightweight and sized to the patient's needs and adjustable for temple length. Available in sets or individually. The set includes a PD rule to make accurate frame selection quick and easy. Each frame holds 3 trial lenses in front and a 4th lens behind on each side. All have a knob to rotate the axis of the front lenses.

The fixed trial frames come in the following PD sizes of 52, 54, 56, 58, 60, 62, 64, 66, 68, and 70 mm and each will hold 4 lenses.

52 mm PD.	530600
54 mm PD.	530700
56 mm PD.	530800
58 mm PD.	530900
60 mm PD.	531000
62 mm PD.	531100
64 mm PD.	531200
66 mm PD.	531300
68 mm PD.	531400
70 mm PD.	531500

Adult Axis Adjustable Trial Frame Set

Includes sizes of 62, 64, 66, 68, and 70 mm, a storage box that holds 5 frames and a PD rule to make accurate frame selection quick and easy.

..... **532200**

Pediatric Axis Adjustable Trial Frame Set

Includes the sizes of 52, 54, 56, 58, and 60 mm, a storage box that holds 5 frames, and a PD rule to make accurate frame selection quick and easy.

..... **531700**



Pediatric Trial Frames

Pediatric spring-hinged trial frames are both lightweight and easy to use. PD can be adjusted from 54 mm to 70 mm and accommodates up to four 38 mm trial lenses on each side. Also contains axis of astigmatism and one touch adjustment on nose pad.

Charcoal **469900**



Adjustable Adult Trial Frames

Easy-to-use and lightweight adjustable adult trial frames. Lens holders on right/left side available for inserting 5 standard trial lenses simultaneously.

Range of PD scale: 50~80 mm
Single side (right or left).

Scale: 25~40 mm;
Minimum scale Value: 1 mm

Axis scale step: 5°

Range of nose bridge adjustment:
Height: 0~23 mm

Angle: 0°~360°

These light-weight frames weight only 61g.
..... **455500**



Universal Adult Frames

The following adjustments can be made: temple angle, temple length 4.125" to 5.5" (98 mm to 135 mm), nose bridge height 0 mm to 14 mm, nose angle 0° to 30°, PD adjustable to 24 mm to 40 mm on each side (48 mm to 80 mm total both eyes).

Axial calibration on each lens:

- left - 120° to 0° to 135°
- right - 45° to 180° to 60°
- Lens rotation is full 360°

Accommodates three 38 mm lenses in front and 1 behind. Clear, precisely printed scales. Foam-covered nose bridge for comfort.

..... **455400**



Raff Level Trial Flipper

Trial lens flipper with built-in level helps speed the lens trial and prescribing process creating a more accurate presentation while eliminating inadvertent off-axis lens rotation. The higher accuracy provides a more positive patient experience and the higher-tech appearance helps build patient confidence.

..... **151560**



Deluxe Adjustable Trial Frame - Silver & Teal

A fully adjustable adult Trial Frame where you can adjust the nose piece height, temple length, and PD (48 to 25mm). Axis and inclination are also adjustable. Holds 3 lenses in front and 2 in back. Includes vertex distance scale.

- temple angle (pantoscopic and retroscopic),
- temple length 4 1/3" to 5 1/3" (110 to 135 mm)
- nose bridge height 0-20mm and nose angle: 0 to 360°
- PD adjustable 48 to 80mm on each side, separately (48mm to 25mm total both eyes)
- Lens rotation is full 360°
- Nose Piece height and angle for patient comfort
- extra nose piece

..... **455700**



Clip-On Trial Frames

Attaches to existing Rx glasses for a quick opportunity to over refract. Use of the clips reduces vertex distance error compared to phoropter. Once the patient's distance Rx is correct, clips can help check presbyopic addition. Axis markings provided for use with cylinders. Set of 2 Clip-On Frames

..... **301100**



8-Well Trial Lens Holder

Easily use your existing trial lenses with this handheld 8-Well Trial Lens Holder. Contains 2 lens holders, 2 lens holders with axis scale, and nose bridge with a handle. Made of sturdy black plastic for long lasting durability.

..... **532300**

Bagolini Striated Lenses

Finely striated, clear lenses used for evaluating retinal correspondence in patients with eye deviations. Consists of 2 circular lenses, indexed and mounted in 38 mm trial lens metal rings with tabs for use by the examiner. In testing suppression, the lenses are placed in a trial frame with the striations at an angle of 135° and 45° for each eye respectively.



..... 346700



Maddox Lenses for Trial Frames

Maddox lenses mount in trial rings oriented to the handle. Available as either Red, Green, or White.

- A Red 473000
- B Green..... 473100
- C White..... 473200

Occluders



Occluders for Trial Frames

- Various occluders mounted in trial frames.
- D Opaque Occluder 532400
 - E 1 mm Pinhole Occluder 532500
 - F Frosted..... 533100



Multiple Pinhole Spectacle Occluder

- Pinhole Spectacle 700010
- Spectacle Only 700012



Multiple Pinhole Glasses

Each lens contains 49 pinholes in circular formation. Lightweight and easy to use.

..... 204007



Trial Lens Set

These are packaged in an attractive lockable briefcase and rims are plated for quick identification. The Trial Lenses kit colored rims with Red = Plus and Black = Minus or chrome-rimmed lenses. Also includes case, Prisms and accessory lenses. Space is provided for your choice of trial frame.

- Reversed Red/Black Rims 592000
- Chrome Rims 449300



Half Trial Lens Set

This trial lens set includes 105 lenses packaged in an attractive lockable briefcase. Standard 38mm lens size. Set includes: Sphere lens in Pairs (+/-) (72 count), Diopters: 0.25, 0.50, 0.75, 1.00, 1.25, 1.50, 1.75, 2.00, 2.50, 3.00, 3.50, 4.00, 4.50, 5.00, 6.00, 7.00, 8.00, 10.00. Cylinder lens in Pairs (+/-) (24 count), Diopters: 0.25, 0.50, 0.75, 1.00, 2.00, 3.00. Prism lenses (4 count): Singles: 0.50., 1.00, 2.00, 3.0 Auxiliary Lenses (5 count): -0.25 Jackson Cross Cylinder, Red Lens, Green Lens, Occluder, Pinhole. Briefcase Dimensions: 15 3/4" x 11 1/4" x 3 5/8" (40.01 x 28.58 x 9.21 cm) including handle provided for your choice of trial frame.

..... 449500



Reversible Pinhole Occluding Glasses

One side is occluded with 5 pinholes, the other is fully occluded. Sturdy metal frames with straight temples for easy reversibility.


..... 204006



Reversible Occluding Glasses

One side is occluded, the other is open. Sturdy metal frames with straight temples for easy reversibility.

..... 452300



Trial Lenses for Your Practice

Good-Lite has a variety of individual trial lenses for your Practice available in both Cylinder and Sphere. Individual lenses have a chrome rim and come in standard sizes. Contact us with the diopter increment that you need for your set.

Cylinder Trial Lens Range


- ±20.0D to ±8.0D — 1.0 diopter increment
- ±7.50D to ±5.50D — 0.5 diopter increment
- ±5.25D to ±0.12D — 0.25 diopter increment

Sphere Trial Lens Range

- ±20.0D to ±8.0D — 1.0 diopter increment
- ±7.50D to ±5.50D — 0.5 diopter increment
- ±5.25D to ±0.12D — 0.25 diopter increment

Note: ±0.37D and ±0.12D are available for both Cylinder and Sphere Trial Lenses.

- 128000 Cylinder - Specify Diopter Increment
- 129000 Sphere - Specify Diopter Increment



Mini Handheld Occluder for Trial Frames

These easy-to-use and portable Mini Occluders are only 4 inches (10.1 cm) long. Available in 4 different versions; full occlusion, frosted, single pinhole or 17 pinhole occluder. Handle in printed with half moon to the edge with 8 sizes: 2 mm to 9 mm and 6 cm ruler and **will fit in Trial Frames.**

- Opaque 605700
- Single Pinhole 605800
- 17 Pinholes 605900
- Red Maddox 606000
- White Maddox..... 607400
- Green Maddox 607300

Examination Tools



Pink Poodle - Distance Fixation Animal

Keep the attention of your younger patients with this adorable Pink Poodle - Distance Fixation Animal that walks and barks. It also comes attached to a shelf for easy mounting. Measurements: Width: 9" (22.86 CM) Height: 9.5" (24.13 CM).

- Remote Control **176000**
- No Pedal, No Remote **176001**
- Remote Pedal **176003**



Baby Kitten - Distance Fixation Animal

The Baby Kitten Fixation Animal is great for keeping the attention of your younger patients. It also comes attached to a shelf for easy mounting. Measurements: Width: 6" (15.24 CM) Height: 7" (17.78 CM)


- Remote Control **139000**
- No Pedal, No Remote **139001**
- Remote Pedal **139003**



St. Bernard Puppy - Distance Fixation Animal

St. Bernard Puppy Fixation Animal walks in place, wildly wags his tail and bobs his head. Great for holding the attention of children in small offices. It also comes attached to a shelf for easy mounting. Measurements: Width: 7 1/2" (12 CM) Height: 7 1/2" (12 CM)

- Remote Control **607200**
- No Pedal, No Remote **607201**
- Remote Pedal **607203**



Children's Vision Screening/Testing Fun Frames

Who said serious tests had to be done with boring test glasses? Add fun to your pediatric tests with our animal motif frames. Use these fun frames as occluders to increase testability, as pinhole occluders or hyperopia glasses, and during tests requiring anaglyph or polarized glasses, such as stereoacuity tests. Occluders come in left and right pairs with the same frame style. These covered frames are more colorful than shown here and they are surprisingly durable! Not for possession by children below age 3.

Lens Type	Butterfly	Horse	Parrot	Tiger
Opaque Occluder	460800	460900	461000	461100
Frosted Occluder	460811	460911	461011	461111
Polarized	460400	462000	462100	460700
Anaglyph	461200	461300	461400	461500
+1.50 Hyperopia	516000	525900	525700	528900
+2.00 Hyperopia	491000	491100	491200	491300
+2.50 Hyperopia	500300	500400	500500	500611
+3.00 Hyperopia	514900	515100	515000	515200



Sunflower Occluder Glasses

These fun sturdy occluding glasses have flip-up sunflowers to permit occlusion of each eye. Supports 55 mm to 65 mm PD and recommended for children 3 years to 5 years old.

- **548500**



Flip-Up Occluder Glasses

Each side of the glasses flips up and down for easy occlusion, with large circular lenses for maximum coverage. New gender neutral colors make these perfect for boys and girls. Added rubber 'feet' help prevent glasses from slipping. Available in opaque or frosted. Glasses made of TPE (thermoplastic elastomers) and are latex-free.

- Frosted **587611**
- Opaque **587600**



HEIDI™ Disposable Occluders

These easy-to-use disposable occluders are a perfect addition to any vision testing or screening program. Printed on sturdy card stock with LEA Smiling Face for fixation. Each package contains 50 occluders glued along the edge for easy storage.

- **253200**



Adhesive Eye Occluder

Lightweight, breathable elastic cloth for comfort and adhesive for a secure fit and easy removal.

Individually packed for added protection. Dimensions: 1.875" x 2.5". Recommended by eye care professionals.

- **760001**



Opaque Plastic Occluders

Set of 6 in either black or gray.

- Black **751000**
- Gray **750000**

Available individually.

- Black **700545**
- Gray **700544**



Clip-On Occluder

Lightweight black plastic occluder clips onto any existing frame using metal spring clip.

- **121002**



Multiple Pinhole Clip-On Occluder

Lightweight black metal multiple pinhole occluder securely clips onto any existing frame.

- **121100**



Frosted Clip-On Occluder

Lightweight frosted occluder securely clips onto any existing frame.

- **121001**

Opaque and Frosted Occluders

approximately 9.5" (24 cm) in length.



- A** Single-ended black occluder. **204004**
- B** Single-ended single pinhole occluder. **479500**
- C** Single pinhole and black occluder. **120101**
- D** 17-pinhole and black occluder. **481800**
- E** 49-pinhole and black occluder. **120302**
- F** Frosted and black occluder. **681000**
- G** Frosted "See the Eye" occluder. **760000**
- H** White opaque occluder. **204005**



Multiple Pinhole Spectacle Occluder


- Pinhole Spectacle **700010**
- Spectacle Only **700012**



Mirrored Opaque Occluder

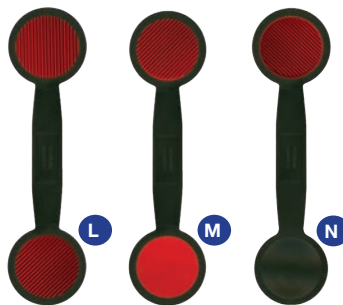
- Long handle single ended occluder with acrylic mirror. **618700**

Maddox Lenses



- I** Red Maddox with 45° lines from center. **205001**
- J** Green Maddox with 45° lines from center. **205000**
- K** Clear Maddox with 45° lines from center. **205002**

Combination Maddox Lenses




- L** Red Maddox with 45° and vertical lines from center. **211000**
- M** Red Maddox with 45° lines and red filter. **209000**
- N** Red Maddox with 45° lines and occluder. **207000**

Combination Maddox Lenses and Pinhole Occluder



- O** Red Maddox with 45° lines and single pinhole occluder. **543500**
- P** Clear Maddox with 45° lines and single pinhole occluder. **623800**
- Q** Green Maddox with 45° lines and single pinhole occluder. **623900**

Frosted Occluder and Maddox



- Combination frosted occluder and Maddox with 45° lines from center.
- R** Clear **207001**
- S** Red **583100**
- T** Green. **595300**

Filter Lenses



- U** Red Filter lens. **206001**
- V** Red Filter lens and opaque occluder. **208000**

Examination Tools



Leaf Style Clip-on Occluders

Available in 44 mm, 46 mm, 48 mm or 50 mm in height; Black or Beige color.

Set of 6 occluders

Beige		Black	
481146	46 mm	481046	46 mm
481148	48 mm	481048	48 mm
481150	50 mm	481050	50 mm



Round Style Clip-on Occluders

Available in 44 mm, 46 mm, 48 mm or 50 mm in height; Black or Beige color.

Set of 6 occluders

Beige		Black	
481246	46 mm	480146	46 mm
481248	48 mm	480148	48 mm
481250	50 mm	480150	50 mm



Medical Eye Shield

This plastic shield provides temporary protection for the eye. Comes with elastic string in packages of 24 shields. Available in either Adult or Pediatric sizes.

Adult Eye Shield – 77 mm x 53 mm

Black	131000
Beige	133000
White (not shown)	595624

Pediatric Eye Shield – 63 mm x 44 mm

Black	571600
Beige	571700
White (not shown)	595724



Foam-Edged Clear Moisture Chamber

Foam-Edged Clear Moisture Chamber with clear lens permits post surgical observation of the condition of the eye. Also permits the wearer to see through the patch which makes this item appropriate for Bells palsy patients and for use as a moisture chamber. For Bells palsy patients, this patch prevents air flow on the eye. Uses non-latex foam, fits over either eye with wide elastic band ensuring a secure fit.

Available in two sizes; Large chambers are 2.8125" x 1" (7.14 cm x 5 cm) and Small chambers are 2.375" x 1.6875" (6 cm x 4.5 cm).

Large Size: 2.8125" x 1" (7.14 cm x 5 cm)	
Each	675801
Set of 2	675802
Small Size: 2.375" x 1.6875" (6 cm x 4.5 cm)	
Each	675901
Set of 2	675902



Visual Field Fatigue Diffuser

Designed by John Karickhoff, MD, to block vision by diffusion rather than occlusion. The diffusion level was selected to block viewing of the largest targets and fixation spot of all the standard parameters but allows 97% of the light of the bowl to enter the covered eye while keeping air away from the eye. This eliminates the continuous ocular rivalry caused by standard opaque occluders. Clear Visual Field Fatigue Diffuser with white elastic straps to fit all sizes.

Sold in a package of 3, Size: 3" x 2" (75 mm x 50 mm)	166000
---	---------------




Moisture Chamber Goggles

Dry Eye Moisture Chamber Goggles will protect eyes from air movement, dust, smoke, sprays and other particulates. Also, the Dry Eye Moisture Chamber Goggles retain moisture helping to keep the eye lubricated. Come with a comfortable wide elastic to avoid "pinching" and can be worn under glasses.

The durable clear material is made of PETG and is optically "clean". Goggles are latex free and can be easily cleaned with a damp cloth.

Large Size: 2.8125" x 1.9375" (7.2 cm x 5 cm).
 Each **681700**
 Set of 6 **681706**

Small Size: 2.375" x 1.6875" (6 cm x 4.5 cm).
 Each **681800**
 Set of 6 **681806**



Foam-Edged Patches

Foam edging ensures comfort and excellent occlusion. Durable; can be used repeatedly with careful cleaning. Adult patches are 2.8125" x 1" (7.2 cm x 5 cm). Children's patches are 2.375" x 1.6875" (6 cm x 4.5 cm).

White Children's Eye Patch with Elastic	487900
Black Adult Eye Patch with Elastic	487700
White Adult Eye Patch with Elastic	487800

Note: All foam-edged patches contain latex.



Emergency Eye Shield

Emergency eye shields are brightly colored to ensure they will be identified quickly in an urgent situation. The instructions for use are printed on the surface of each eye shield. These shields are sold non-sterile. They are made of Polycarbonate shatterproof plastic in a universal shape for use over either eye. Holes in the eye shield provide ventilation.

Pkg of 12	480012
Pkg of 100	480100

Fixation Products




Small and Medium HEIDI™ Fixation Paddles

The small 2" (5 cm) diameter "smiling face" fixation paddle was developed based on studies by Robert Fanz. Features include grating on reverse side for preferential looking, small pictures of a bunny and a giraffe on end of stick for fixation, and marks for measuring pupil size and corneal diameter measurement on the handle.

The medium 5" (13 cm) diameter fixation paddle is for assessing children with severe disabilities to determine the distance at which children respond to a high-contrast face figure.

- A** Medium Target **253100**
- B** Small Target **253000**



Toucan Fixation PD Rule

Toucan fixation and PD rule with near optotypes, including LEA SYMBOLS®, LEA NUMBERS®, and HOTV optotypes for 20/32, 20/63, 20/80, and 20/100. Includes inch/mm rules and diopter scale plus pupilometer in half mm increments. 6" (15.2 cm) long.

- **497000**



Flashing Fixation Stars or Happy Face

For mounting on a retinoscope or ophthalmoscope; includes 3 Flashing Fixation Stars or 2 Flashing Happy Faces. Both have 9 mm magnetic disks in box and double-sided tape for mounting. Fits most retinoscopes.

- Flashing Stars **489000**
- Flashing Happy Faces **533900**



Good-Lite Fixation Cubes

White Handled Fixation Cube

LEA SYMBOLS® fixation cube with white handle has a center optotype calibrated to 20/40 (6/12) and an outer optotype calibrated to 20/200 (6/60) equivalent when tested at 16" (40cm) on top of cube. The optotypes on side of cube are calibrated to 20/125 (6/38) equivalent.

Red Handled Fixation Cube

Combination LEA SYMBOLS® and pediatric pictures with red handle has a center optotype on top of cube calibrated to 20/40 (6/12) and an outer optotype calibrated to 20/200 (6/60) equivalent when tested at 16" (40cm).

Black Handled Fixation Cube

HOTV fixation cube with black handle has a center optotype calibrated to 20/40 (6/12) and an outer optotype calibrated to 20/200 (6/60) equivalent when tested at 16" (40cm) on top of cube. The optotypes on side of cube are calibrated to 20/125 (6/38) equivalent.

Green Handled Fixation Cube

Combination HOTV and pediatric pictures with green handle has a center optotype on top of cube calibrated to 20/40 (6/12) and an outer optotype calibrated to 20/200 (6/60) equivalent when tested at 16" (40cm).

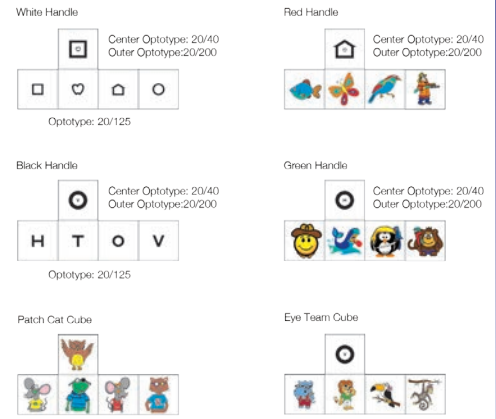
Patch Cat Fixation Cube

The cube has Patch Cat, the Beautiful Amblyopia, Mr Frog, Strabismouse and Mr Owl on top.

Eye Team Fixation Cube

The fixation cube is great for keeping the attention of your pediatric patients with its cute animals and bright orange color.

- Orange Handle **545010**
- Red Handle **256300**
- White Handle **256400**
- Black Handle **731011**
- Green Handle **731010**
- Blue Handle **704500**



Blue Hippo Triple Fixation Set

Set of 3 double-sided fixation sticks with 12 colorful images that will not rub off. Images include Birthday Cake, Toucan, Blue Hippo, Sun, Sunflower, Tree, Snowflake, Lion, Present, Maracas, Dog, and Cat. Size: 5.75" x 1.325" (14.6 cm x 3.4 cm).

- **543200**



Detailed Fixation Sticks

For detailed accommodation stimulation targets. For use alone or together. Precisely calibrated. For saccade testing. Durable printing.

- **542055**



Mini Spinning Fixation Globes

The Mini-Spinner is only 4" (10 cm) tall with a 1.5" (37 mm) globe where the blue, red and yellow LEDs spin. Light pattern changes as ball spins.

The button must be held down for the lights to light and the ball to spin. Runs on three LR44 batteries. Comes 2 to a package and includes instructions for battery replacement.

Note: Colors may vary.

- **591500**

Examination Tools



Flexible air cushion for easy attachment



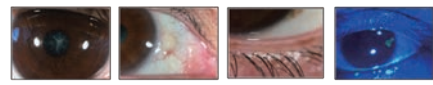
White illumination for halogen illumination and blue illumination for fluorescein images



Mini Li-ion battery that can be recharged through a USB cable



Image gallery



QuikVue Adaptor

As imaging plays a more and more important role in ophthalmology diagnosis, the QuikVue Adaptor for smartphones was designed for anterior segment imaging.

Features:

10x magnification which meets the basic eye examination demand for optometrists, general practitioners, pediatricians, veterinarians, etc.


Optical lens that captures clear anterior images for primary eye care examination and telemedicine.

White and blue illumination. The white LED projects warm white light which is similar to the slit lamp's halogen illumination. There are two levels of white illumination available to meet different brightness demand during examination. The blue illumination can be used to capture fluorescein images to assist the diagnosis with corneal staining and contact lens fitting, etc.

An innovative air cushion design enables the adaptor to be attached on most smart phones available in the market.

Mini Li-ion rechargeable battery that can be recharged through a USB cable. There is one recharging status indicator at the back side of the device. When the power recharging is finished, the indicator light will turn from red to green..

..... 400888



Amsler Grid Book

This is an expanded version of our popular Amsler Grid Book and provides 7 Amsler Grids and a score sheet master. In addition to the 4 grids we've always included, this expanded booklet adds the White Dots, Parallel Line, and Parallel Line with Central Line Grids. In addition to the Standard Grid, the Red on Black is used to diagnose a color scotoma. The White Dots Grid reveals a scotoma without distortion. The two Parallel Line Grids are used with patients needing a more simplified Amsler Grid and are presented both horizontally and vertically. Each of the small squares on the Grid with Small Squares approximates 0.5 degree and is used for patients with small, central scotomata.

..... 730026



Inside Viewer

Amsler Grid Viewer

Provides an amsler grid in a simple key chain viewer ensuring monocular viewing. Priced low enough to give to patients for home use. Available in assorted colors and color shipped can not be guaranteed. Purchase either individually or in a package of 5 viewers.

Each 563300

5-Pack 563400



Damato Campimeter

This handheld campimeter enables practitioners to assess the central 30-degree visual field when other methods are impractical. It consists of a double-sided card with a test grid on each side. Each test grid displays a central stimulus surrounded by a series of numbered fixation targets. The patient looks at each numbered fixation target in turn, so that the stimulus moves through 30 relevant areas of the visual field. While the patient gazes at a selected target, the examiner dials a disc so that a black-on-white stimulus briefly appears in a central window on the test card. The normal blind spot is used as a control. An occluder for the eye is attached to the side of the test card by a rigid arm to ensure that the patient is at the correct working distance. This test is fully portable and does not require a power supply. The "perimetry by numbers" technique makes the examination relatively easy to learn and administer. Includes recording forms.


..... 293000



LEA FLICKER WAND™

The LEA Flicker Wand is 26.5" (67.3 cm) long with a 20" (50.8 cm) flexible wand with a diode at the end that can be used as either a flickering or non-flickering stimulus at 4, 40, and 400 cd/m². The curved wand is moved from behind the person forward in all 4 quadrants of the visual field to detect losses in the periphery of the visual field.

..... 280000



Tangent Screen

Tangent Screens provide a way to chart the central and Para-central field of vision for diagnosing pathological conditions. Testing can be conducted at 3' to 6' (1 m to 2 m). Markings are stitched in semi-visible black thread showing concentric circles, radial lines, and blind spots. Markings ensure ease of testing, scoring, and transcribing the mapped fields for visual field analysis. A white fixation button is attached.

- 1 m 15 deg (shown) **931000**
- 1 m 22.5 deg. **930000**



Tangent Screen Wand

Test object is inserted into the fabric leaving only the object visible. Half-turn rotation obscures the test object behind the wand. Alternating the rotation, objects can be made to disappear and reappear for confirmation response.

- 18" (45.72 cm) Wand. **920000**
- 39" (1 m) Wand **922000**



Tangent Screen Test Objects

Flat test objects of various colors and sizes are mounted on non-reflective

washable vinyl with a black felt background and pin shank for use with tangent screens. **918000**



Optokinetic Drum

Tests for nystagmus when rotated at 8-10 rpm. Drums are available in three sizes: 10", 8" or 4" high by 6" diameter (25.4, 20.32, or 10.16 cm x 15.2 cm). Lightweight drum of professional quality with ball bearings for effortless spin mechanism. Standard black and white striped drum for use 24" to 30" (61 cm to 76 cm) from patient.

- 10" Drum. **547500**
- 8" Drum. **576300**
- 4" Drum. **616700**



Optokinetic Flag

This flag is used to produce optokinetic nystagmus (OKN) physiologic jerk in a patient's eyes. This is elicited when the patient attempts to fixate on moving, alternative, contrasting squares that are moved in the field of vision. Includes instructions. 37.25" (94.62 cm) long.

- Red & White with 1.5" segments . . . **547400**
- Black & White with 1.5" segments . . **607700**



Optokinetic Banner

This Optokinetic (OKN) Banner is large enough to fill a patient's visual field. OKN Banner is used to produce involuntary Optokinetic Nystagmus (OKN) physiologic jerk in a patient's eyes. The Red and White stripes on the OKN side are 1.5" (4 cm) wide. Dowels are sewn into each end to provide vertical stability and ease of use. Measures 27" x 10" (68 cm x 25 cm) high.

- Red and White. **588600**
- Black and White **607800**

Wolff Fixation Wands

Wolff Wands provide specialized fixation targets used in various procedures such as retinoscopy, Cover Test, and Ocular Motility. Various techniques employ the wands to evaluate accommodative lag, anisometropia, near point convergence, tracking, peripheral awareness and saccadic eye movements.



Acrylic Wolff Wands

Available with either a 1" (25 mm) or 1.5" (38 mm) polished acrylic ball on the end.

- Small **657700**
- Large. **657800**



Brass Ended Wolff Wand Set

The basic Wolff Wand set contains a 0.5" (13 mm) polished brass ball and a silvery nickel-plated ball on each end of the 10.5" (28 cm) steel rods.

- **657500**



Double-Ended Wolff Wand

Double-Ended Wolff Wand has a 0.5" (13 mm) polished brass ball on one end and a silvery nickel-plated ball on the opposite end of a 10.5" (28 cm) steel rod.

- **657600**



Wolff Wand Kit With Stand

The Wolff Wand Kit contains a 0.5" (13 mm) polished brass ball, a nickel-plated ball, and both a large and small Acrylic Fixation Wand. The Wolff Wand Stand is also included in this kit.

- Kit with Stand **660700**
- Stand Only **657900**

Examination Tools



Brock String

The Brock String is used during treatment of convergence insufficiency and other binocular vision anomalies. Used to develop convergence skills and disrupt suppression of one of the eyes. Available in varying lengths and in quantities of 1 or in a package of 12.

20' Brock String with 3 Beads

Each **603100**
 12-Pack **593700**

12' Brock String with 5 Beads

Each **603300**
 12-Pack **602400**

10' Brock String with 3 Beads

Each **603200**
 12-Pack **593800**

6' Brock String with 5 Beads

Each **603400**
 12-Pack **593900**



Visual Edge Slant Board

Designed to be lightweight, durable, transportable, multifunctional, and affordable. Angle is 22 degrees. A Dry Erase and Magnetic board surface for accomplishing direct "on board" tasks. Paper clip at the top holds work firmly to the board. A removable "book catch" at the bottom allows for ease of reading any book or for unobstructed writing. Folding legs lock into extended position for stability; folds flat for compact storage. Fits into 2-inch wide space. 12" x 18" (30.48 cm x 45.72 cm). Weighs 1.5 lbs. (.68 k).


. **300700**



Clear Pupilometer

Pupil sizes from 1.5 mm to 10 mm in 0.5 mm increments are easily measured. Can be used vertically or horizontally. The reverse side has a mm scale for measurement of PD. Ruler is printed on clear semi-rigid plastic.

. **566000**



Toucan Fixation PD Rule

Toucan Fixation and PD Rule with near optotypes, including LEA SYMBOLS®, LEA NUMBERS®, and HOTV optotypes for 20/32, 20/63, 20/80, and 20/100. Includes inch/mm rules and diopter scale plus pupilometer in half mm increments. 6" (15.2 mm) long.

. **497000**



Marsden Ball

A basic vision therapy tool no vision therapy practice should be without. A 3" hollow ball made of durable vinyl with applied black letters and numbers on a 10' cord. Improved Marsden Balls now have a better weight which offers a better swing.

. **108150**



Hertel Exophthalmometer

This instrument is used for precise exophthalmos measurements (e.g., exophthalmic goiter). The basis of the measurement for exophthalmos determination using the Hertel version is the outer orbital rim (orbital wall) and the apex of the cornea. The integral refraction mirrors with millimeter scales for the left-hand and right-hand measuring halves of the exophthalmometer are calibrated so that the zero mark on the scale will be located in the plane of the resting points of the supports. For exophthalmos measurements the supports are placed against the two temporal orbital walls so that the orbital rim contacts the deepest point of the supports.

. **521500**



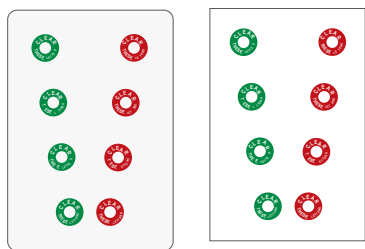
Luedde Exophthalmometer

Fastest, easiest, and least expensive method for measuring exophthalmos. By sighting at right angles, this device eliminates parallax and allows the clinician to measure the amount of protrusion or bulging eye from its orbit.

Prisms are clear plastic with easy-to-read millimeter lines on both sides. Eye is viewed through lower half of scale and the scale is seen through the upper half, eliminating parallax and aiding rapid determination of protrusion.

The Luedde Exophthalmometer is made of lightweight durable acrylic. Includes quality light transmission properties and is imprinted with quality screened score marks. Edges are polished by hand to ensure safety. Length is 3" (7.6 cm).

Single Luedde **781000**
 Double Luedde with Case **161030**



Hendrickson Lifesaver Card

Base-in Lifesaver vision therapy cards are used with patients who need to increase their ability to diverge without effort. These cards are often sent home with the patient for therapy training. Available in either white or clear/translucent card.


- White..... **108500**
- Clear..... **108600**



Reversible Red/Green Anaglyph Goggles

Lightweight Reversible Red/Green Anaglyph Goggles for orthoptic training and vision therapy. Comes with elastic string for adjusting to different head sizes.

- **955901**
- Pkg of 6..... **955906**



Home Vision Therapy Kit

A take-home kit that lets your patients do vision therapy exercises at home. Includes: 10 foot brock string, +/-2.00 flipper, Clear lifesaver card, Frosted patch, Red green bar reading, Reversible red/green anaglyph goggles, Polarized reading bar sheet, Polarized glasses, Marsden ball, Z-axis accommodative rock chart, Clear near z-axis card, Red vinyl sheet, Iridescent penlight, Spike fixation pen, Three dot card

- **380003**



JLC Funduscope Grading Card

The Funduscope Grading Card is used to help grade various funduscope challenges. The primary tool will assist the provider to better determine

C/D ratios for glaucoma patients. The JLC Funduscope Grading Card can also be used to select proper A/V (artery/vein) and ALR (arteriolar light reflex) ratios. Card is 2-sided styrene approximately 4.25" x 6" (15.5 cm x 10.5 cm).

- **490100**



Anti-Suppression Goggles

Red/Green Anti-Suppression Goggles are intended to be used with various games and exercises for anti-suppression training. The Red/Green Anti-Suppression Goggles can also be used in exercises for ocular motor difficulties, accommodation development and visual perception.

- Large Size: 2.8125" x 1.9375" (7.2 cm x 5 cm)
- Each..... **681900**
- 6 Pack..... **681906**
- Small Size: 2.375" x 1.9375" (6 cm x 4.5 cm)
- Each..... **682000**
- 6 Pack..... **682006**



Anti-Suppression Patches

Red or Green Anti-Suppression Goggles are intended to be used with various games and exercises in anti-suppression training. Sold in a package of two patches.

- Large Size: 2.8125" x 1.9375" (7.2 cm x 5 cm)
- Red..... **676202**
- Green..... **682102**
- Small Size: 2.375 x 1.6875" (6 cm x 4.5 cm)
- Red..... **676302**
- Green..... **682202**



ALGERBRUSH II Instrument

Used by ophthalmologists, ED physicians, and optometrists trained and licensed to remove foreign bodies and rust rings from patients' eyes. The rotary instrument uses a very low torque motor powered by a single AA battery (included) to "brush" rather than drill the rust ring leaving a smooth surface on the cornea or sclera. Brushing promotes faster heal time.

-  .5 mm
-  1 mm
-  Pterygium
- 0.5 mm Burr..... **222000**
- 1 mm Burr..... **222001**
- Pterygium 3.5mm Round Tip..... **222100**
- Pterygium 2.5mm Round Tip..... **222126**
- Pterygium 4.0mm Wheel Tip..... **222141**
- Pterygium 5.0mm Wheel Tip..... **222150**

Alger Brush II Replacement Burrs

- Unsterilized - 5 per box
- 0.5 mm Burr..... **222002**
- 1 mm Burr..... **222003**
- 2.5mm Round Tip..... **222125**
- 3.5mm Round Tip..... **222135**
- 4.0mm Wheel Tip..... **222140**
- 5.0mm Wheel Tip..... **222155**

Pre-sterilized - 5 per package

- 0.5 mm Burr..... **222004**
- 1 mm Burr..... **222005**

Chuck and Burr with Carbide Tip

- 0.5 mm and 1 mm replacement chuck and burr.
- 0.5 mm..... **222006**
- 1 mm..... **222007**

Replacement Motor

- **222008**

Replacement Chuck

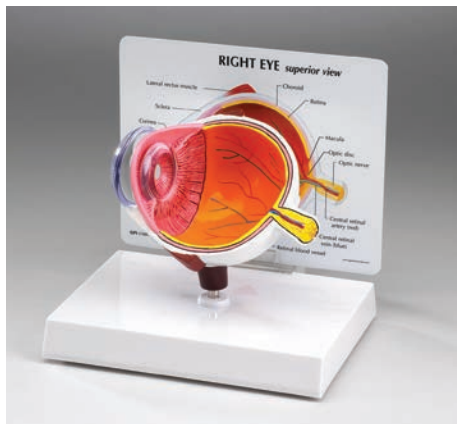
- **222009**

Replacement Housing

- **222010**

Algerbrush Tip Removal Kit

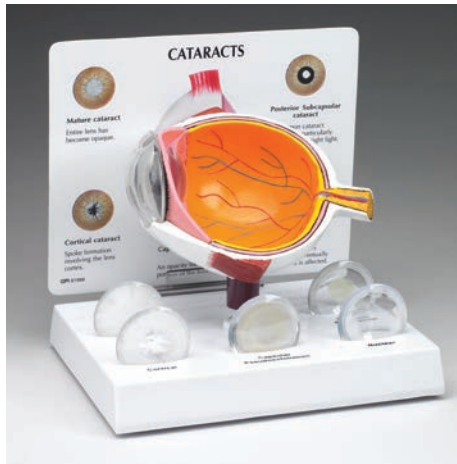
- **222300**



Small Eye Model

Oversized model is 5 times the size of the human eye and shows inner anatomy including optic nerve, disc, macula, retina, central retinal artery, and vein. Lens and cornea are removable. Size 5" x 3" x 4" (13 cm x 7.5 cm x 10 cm). Information card is 6.5" x 5.25" (16.5 cm x 13 cm).

..... 493900



Cataract Eye Model

Oversized model includes interchangeable lenses that show different types of cataract including subcapsular, capsular, mature, cortical, and nuclear. Card highlights visual effects of cataracts. Size 5" x 3" x 4" (12.7 cm x 7.5 cm x 10 cm).

..... 493800



Model of the Eye

Plastic molded eye is 6 times the size of the human eye. Disassembles into 7 parts including top, vitreous body, bottom section, 2-part lens, iris, and cornea. Mounted on a stand. Detailed coloring. Size is 5" x 5" x 6" (12.7 cm x 12.7 cm x 15.2 cm).

..... 512500



Lasik Eye Model

The LASIK Eye Model is made of hard, durable plastic and measures 5.75" (14.6 cm) in diameter. It is realistically colored and textured, and is designed primarily for patient education in LASIK surgery.

The realistic "flap" in the front of the model simulates the incision by the surgeon during the LASIK surgery, whereby the flap pivots back and forth.

In addition to reassuring the patient, the model also provides the opportunity to demonstrate the surgical effect on the focal length of the eye, and how acuity is improved through surgery. Quick and easy-to-use, this model will save the doctor's or technician's time.

..... 151200



Intraocular Eye Model

The IOL Eye Model demonstrates how vision is regained after cataract removal. Six interchangeable lenses simulate IOL and toric implants of clear posterior capsule, cloudy capsule, and post YAG posterior capsulotomy.

The model also shows a cross section of the eye in 3 layers; the retina, choroid, and sclera with veins and arteries, including central retinal. Measures 3.75" (9.5 cm) in diameter, and is mounted on a white, opaque plastic base. It is realistically colored and textured and the cornea, optic nerve, and insertion of muscle are shown.

..... 151490




Corneal Eye Model

Includes 5 interchangeable corneas that have the following conditions: Bullous Keratopathy, Fuch's Endothelial Dystrophy, Keratoconus, Recurrent Corneal Erosion, and normal.

The model is made of hard, durable plastic and measures 3.75" (9.5 cm) inches in diameter. Mounted on a plastic base and the lenses are 2" (5 cm) in diameter. The model is realistically colored and textured and is designed primarily for patient education.

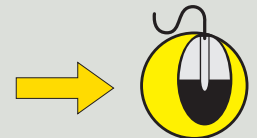
..... 151820



Astigmatism Eye Model

This model of the eye is for patient education in astigmatism, myopia, and hyperopia - or refractive error. The Astigmatism/Myopia/Hyperopia Model demonstrates how the focal length of the eye is changed by lens correction for better acuity. The two chords realistically simulate both a myopic or hyperopic foci.

..... 151230



Visit online at www.good-lite.com

to see the complete line of Eye Models available from Good-Lite.

Slit Lamp and Lenses



All Glass Lenses and Made in the USA



LEGEND Series Slit Lamp Model YZ-5F1

Precisely engineered German-imported Schott optics reduce optical distortion, and increase clarity and depth of focus. Single joy-stick design easily controls both horizontal focus and vertical elevation. Tilt

mechanism for ease of angled examination. Eyepiece diopter adjustment is 12.5X (-5D ~ +3D). Contains five-step drum magnification at 6X, 10X, 16X, 25X, and 40X with the Sclera vein observable at 40X. Halogen light source for acute illumination.

All optical lenses are moisture-proof, mildew-proof, and anti-reflective.

..... 995300



LEGEND Series Slit Lamp Model YZ-5F

Precisely engineered German-imported Schott optics reduce optical distortion, and increase clarity and depth of focus. Single joy-stick design easily controls both horizontal focus and vertical elevation. Tilt mechanism for ease of

angled examination.

Eyepiece diopter adjustment to 10X (±8D) and 16x (±10D). Contains magnification at 10X (φ18 mm), 16X (φ14.5 mm), 16X (φ11.25 mm), and 25.6X (φ9 mm). Halogen light source for acute illumination.

All optical lenses are moisture-proof, mildew-proof, and anti-reflective.

..... 995400

Slit Lamp Table

..... 995310



ezView 20D Slit Lamp Lens

There's a 20D in every physician's pocket. The computer optimized lens surfaces eliminate optical aberrations.

Viewing Range: 46°-60°
Image Mag.: 3.08X
Laser Spot Mag.: .32X

..... 995020



ezView 28D Slit Lamp Lens

The 28D is ideal for use in patients with smaller palpebral fissures and offers median field of view and magnification.

Viewing Range: 53°-69°
Image Mag.: 2.27X
Laser Spot Mag.: .44X

..... 995028



ezView 78D Slit Lamp Lens

The ion VISION ezView 78D non-contact slit lamp lens is an ideal general diagnostic and treatment lens.

Viewing Range: 97°
Image Mag.: .93X
Laser Spot Mag.: 1.08x

..... 995078



ezView 90D Slit Lamp Lens

The ion VISION ezView 90D slit lamp lens delivers superior clarity, stereopsis and outstanding small pupil capabilities.

Viewing Range: 89°
Image Mag.: .76X
Laser Spot Mag.: 1.32X

..... 995090



ezView 125 Slit Lamp Lens

It is an excellent general use slit lamp lens balancing high magnification viewing, wide field of view and superior small pupil capability.

Viewing Range: 124°
Image Mag.: .57X
Laser Spot Mag.: 1.75X

..... 995125



OmniView 165 Slit Lamp Lens

The ONLY ALL GLASS Wide Field Indirect Laser Lens on the market!

Ultra-wide 165° field imaging to the ora serrata. The OmniView 165 provides a clear view of the retina from the posterior pole to the periphery without the need of shifting or tilting the lens. Perfect for PRP or any mid-to-wide field applications.

Viewing Range: 165°
Image Mag.: .5X
Laser Spot Mag.: 2.0X

..... 995165



DirectView 3 Mirror Slit Lamp Lens

ion VISION's 3 mirror glass lenses are of a traditional design, incorporating 3 mirrors angled at 60°, 66° and 78°. Magnification and laser spot factor is an exacting 1.0X.

The ALL GLASS contact element eliminates the need for messy fluid interface and features a "flanged" 14.5 mm contact surface that is ideal for laser treatment. No fluid design due to ALL GLASS contacting element - an ion VISION exclusive feature!

Viewing Range: 60°/66°/76°
Image Mag.: 1.0X
Laser Spot Mag.: 1.0X

..... 995103



Visit online at
www.good-lite.com

to see the complete line of ion lenses available for the slit lamp.



1155 Jansen Farm Drive
Elgin, IL 60123

Phone: 800-362-3860 Fax: 888-362-2576

Phone: 847-841-1145 Fax: 847-841-1149

www.good-lite.com

The Original and Still the Best Value in Vision Testing and Screening

Since 1930, Good-Lite™ has been a leading name in the medical supply industry. Good-Lite™ provides eye care professionals, primary care physicians, nurse practitioners, physician assistants, medical practice nurses, medical assistants, school health nurses, and Head Start and early childhood program personnel with the best value and quality in vision testing and screening equipment, eye charts, devices for instrument-based screening, and accessories.