

Plastic Surgery

Open and Endoscopic Forehead Lift

endotine®

For All Brow and Forehead Lift Procedures




Revolutionizing

Soft-Tissue Fixation

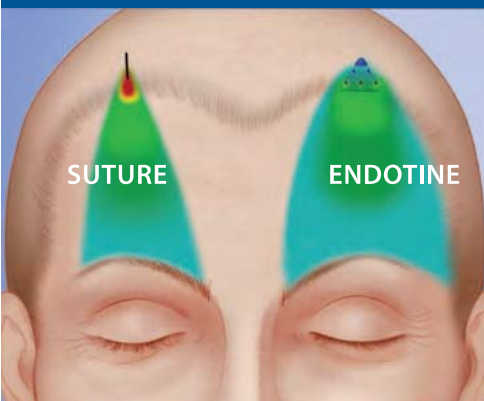
MICROAIRE®
aesthetics

DESIGNED FOR SIMPLICITY AND PREDICTABILITY

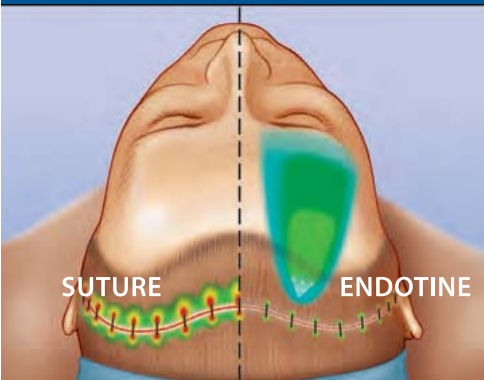
The versatile design can be applied in both endoscopic and open techniques.



Fast adjustable fixation of soft tissue



ENDOSCOPIC APPLICATION



CORONAL APPLICATION

Stress concentration is much higher for single point than for multiple point fixation devices.

High concentrations of stress can create tissue deformation "stretch" and tissue cutting "cheese wire effect" that may be the cause of forehead re-descent.

ENDOTINE technology is designed to distribute tension, maintaining a more stable tissue shape with less distortion and more secure fixation.

Soft-tissue fixation remains the least controllable and least predictable part of the forehead lift procedure. Until now, only suture based and percutaneous screw fixation techniques were available, often with frustrating results.

The ENDOTINE devices deliver a novel and effective solution for fixation of the scalp tissue, addressing the primary challenge of the forehead lift procedure. ENDOTINE devices feature sutureless MultiPoint Technology (MPT™), a breakthrough platform technology designed to facilitate facial aesthetic procedures, reduce operating time and improve surgical outcomes.

The device's unique design provides multiple points of contact with the suspended tissue, distributing tension over a wide area to maximize fixation strength.

Fast

ENDOTINE allows fixation times approaching less than one minute per side in the hands of experienced clinicians.

Adjustable

ENDOTINE allows simple readjustment of the tissue for greater aesthetic control of brow height and shape.

Secure

ENDOTINE's robust construction and multiple-tine design provide secure strength throughout the crucial, early healing period.

Endotine is designed for optimal control of brow height and shape.

Sutureless Fixation

Eliminates cumbersome suture, bulky knots and lack of adjustability.

Multiple Tines

Unmatched structural integrity and balanced distribution of tension.

Bioabsorbable Co-polymer

Eliminates secondary surgery for screw removal.

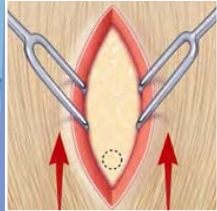
TENSION FREE CLOSURE FOR OPEN TECHNIQUES - The absence of tension on scalp closure greatly minimizes scar widening and related alopecia.

REDUCE POTENTIAL OVER AND UNDER CORRECTIONS by dramatically reducing post-op tissue stretch and accurately holding tissue where you place it.

SUPERIOR FIXATION STRENGTH provides consistent, predictable results from patient to patient.

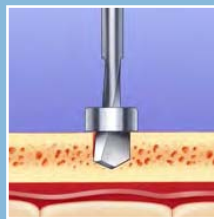
1
MAKE THE INCISION

Make a sagittal, paramedian incision in the usual fashion.
Perform the dissection, making sure to achieve adequate release.



2
DETERMINE THE DRILL
HOLE SITE

Lift the brow to the desired position. Plan the cranial hole so that the implant will ultimately lie under the hair-bearing scalp.



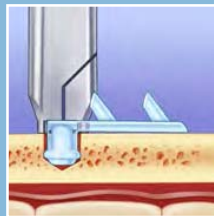
3
MAKE THE HOLE

Use the ENDOTINE Forehead drill bit to create a hole at the drill site. The hole should be located medial to the temporal fusion line and anterior to the coronal suture. Drill all the way to the bit sleeve. Suction the hole to remove all debris.



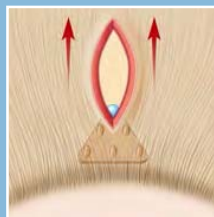
4
GRASP THE DEVICE

Use the ENDOTINE Forehead Insertion Tool to grasp the implant and remove it from its packaging. One needle-like tip of the tool fits into the hole in the ENDOTINE Forehead platform and the other end grasps the implant post.



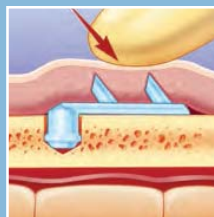
5
PLACE THE DEVICE

Insert the ENDOTINE Forehead implant into the drilled hole. Push until the platform is flush with the cranium. Release the Insertion Tool from the implant.




6
ELEVATE THE TISSUE

Elevate brow tissue to desired position.
The implant may lie either anterior or lateral to the incision.



7
SECURE THE TISSUE

Apply digital pressure to ensure penetration of the tissue by the device tines. Close the incision. A gentle pressure dressing is recommended to prevent dislodgement.



The Right Size for All Types of Patients

Select from three different sizes to match the specific needs of your patient.

22202 The ENDOTINE Forehead 3.0, 2-Pack

Designed for patients with below-average scalp thickness. This ENDOTINE uses tines that are 3.0mm in length to reduce issues of palpability or sensitivity.

23202 The Ultratine Forehead 3.0, 2-Pack

Designed for patients with below-average scalp thickness. This ULTRATINE uses tines that are 3.0mm in length to reduce issues of palpability or sensitivity.

22102 The ENDOTINE Forehead 3.5, 2-Pack

Features tines that are 3.5mm in length and is best for patients with average to thick scalps where more secure fixation is desired.


23102 The ULTRATINE Forehead 3.5, 2-Pack

Features tines that are 3.5mm in length and is best for patients with average to thick scalps where more secure fixation is desired.


CFD-010-0167 The ENDOTINE Forehead-mini™ 3.0

Offers a 60% smaller footprint than the Forehead device and is best for patients with high hairlines, thin scalps, balding patients or those where a smaller, sub 10mm incision is needed.


3.0 mm



3.5 mm



3.0 mm

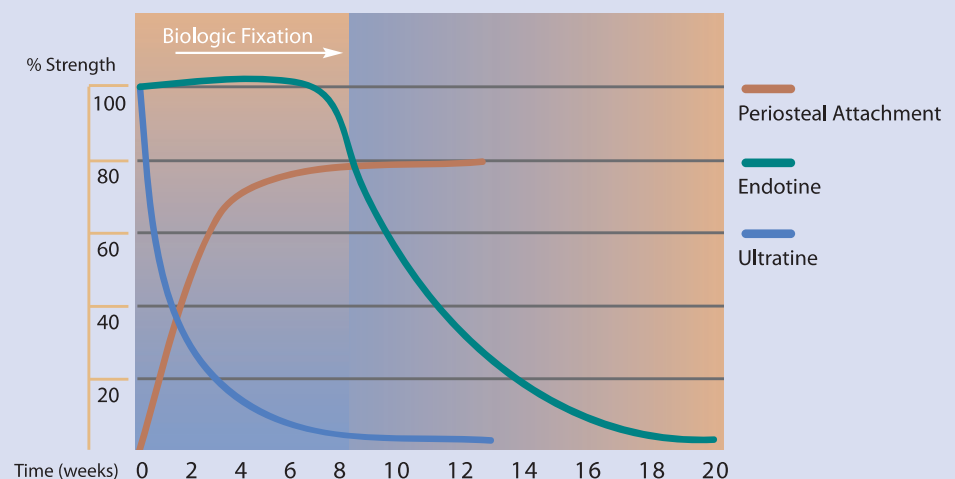


The New **ultratine**[®] *forehead*

Surgeons have asked for a more rapidly absorbing Endotine Forehead - one that holds the forehead soft tissue with as much security and placement control as the current Endotine, but provides more comfort to patients during the post surgical phase. We are pleased to introduce Ultratine to answer this need.

The Ultratine Forehead consists of a similar, but uniquely different polylactic acid and polyglycolic acid polymer blend that bio-absorbs in a more desirable way. The structure of the material quickly softens under the skin as periosteal attachment is complete, greatly enhancing the patient's post operative experience.

Ultratine versus Endotine Absorption Profile



Ultratine Key Performance Traits:

- Ultratine loses 90% of its strength in 60 days, while Endotine loses only 37% of its strength in 60 days.
- Ultratine's rapid strength degradation after periosteal attachment means the patient has less palpability and sensitivity after 60 days.

The low-profile ENDOTINE Forehead-mini™ fixation device provides high-performance results

Low-Profile Three tines on an ultra-thin platform designed to reduce palpability and visibility.

High-Performance Predictable brow elevation and secure tissue fixation provided by our proven MultiPoint Technology (MPT™).

An Expanded Approach to Forehead Lifts

The ENDOTINE Forehead-mini™ features only three tines versus five for the ENDOTINE Forehead™, and a platform that is 60% smaller.



Fewer Tines, More Patients

The Forehead-mini™ provides the security and predictability of ENDOTINE® multipoint fixation to patients who are not currently candidates because of concerns with palpability, visibility, sensitivity or prolonged absorption.

Sensitive patients

Three 3.0mm tines and an ultra thin platform offer security without sensitivity for patients who may be affected by palpability.

Balding males or those with receding hairlines

With a low profile for reduced visibility and a petite size for a sub-10mm incision, the Forehead-mini™ is ideally suited for patients who are especially concerned with noticeable scarring or swelling.

High hairlines

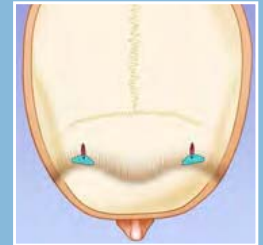
Reduced visibility and incision size allow the Mini to be placed confidently below the hairline.

Busy, active patients

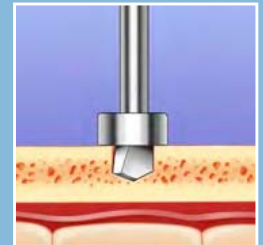
With one third the mass of an ENDOTINE Forehead, the Forehead-mini™ will more quickly absorb to an impalpable size, satisfying sophisticated and discriminating patients who demand a rapid recovery and quick return to daily activities.

the ENDOTINE
FOREHEAD-mini™
PROCEDURE

1 MAKE THE INCISION



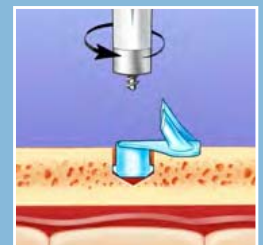
2 MAKE THE HOLE



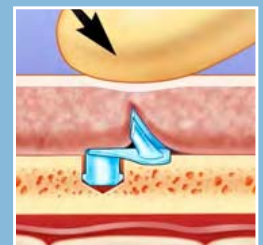
3 PLACE THE DEVICE



4 WITHDRAW THE TOOL



5 SECURE THE TISSUE



Ordering Information

ENDOTINE Forehead Instrument Kit:
 ENDOTINE Forehead Insertion Tool
 2 drill bits
 Not required for use with ENDOTINE Forehead-*mini*™.
 (Devices sold separately)



PRODUCT NUMBER	PRODUCT NAME	PRODUCT DESCRIPTION	QUANTITY
22202	ENDOTINE Forehead™ 3.0	Bioabsorbable brow fixation device, 3.0mm tine height.	2 Pack
22102	ENDOTINE Forehead 3.5	Bioabsorbable brow fixation device, 3.5mm tine height.	2 Pack
23202	ULTRATINE Forehead™ 3.0	Bioabsorbable brow fixation device, 3.0mm tine height.	2 Pack
23102	ULTRATINE Forehead 3.5	Bioabsorbable brow fixation device, 3.5mm tine height.	2 Pack
CFD-010-0167	ENDOTINE Forehead- <i>mini</i> ™ 3.0	Bioabsorbable brow fixation device, 3.0mm tine height. Includes disposable drill bit and insertion tool.	Single
CFD-080-0177	ENDOTINE TransBleph™ 3.0	Bioabsorbable brow fixation device, 3.0mm tine height. Includes disposable drill bit and insertion tool.	Single
CFD-080-0167	ENDOTINE TransBleph™ 3.5	Bioabsorbable brow fixation device, 3.5mm tine height. Includes disposable drill bit and insertion tool.	Single
13005	ENDOTINE Ribbon™	Bioabsorbable brow fixation device, 2.5mm tine height.	5 Pack
CFD-060-0197	ENDOTINE Midface™ ST 4.5	Bioabsorbable midface suspension device, 4.5mm tine height. Fixes to soft tissue.	Single
CFD-020-0197	ENDOTINE Midface™ B 4.5	Bioabsorbable midface suspension device and anchor screws. Fixes to bone.	Single
CFD-020-4320	ENDOTINE Midface B Instrument Kit	Clipper, drill bit, tap tool, anchor inserter and sterilization tray with lid.	Single
CFD-010-4320	ENDOTINE Forehead Instrument Kit	ENDOTINE Forehead insertion tool, drill bits and sterilization tray with lid.	Single
CFD-899-4000	Manual Surgical Drill with ENDOTINE implants	Manual surgical hand drill	Single
19005	SurgiWire™ Incisionless Dissector	Subcutaneous dissection device	5 Pack

endotine®

© 2010, MicroAire Surgical Instruments LLC.
 All rights reserved.

LBL-010-7020 Rev H

Phone: 800.722.0822
 +1.434.975.8000
 FAX: 800.648.4309
 +1.434.975.4131

www.Endotine.com

MICROAIRE®
 aesthetics

MicroAire Surgical Instruments, LLC
 3590 Grand Forks Boulevard
 Charlottesville, Virginia 22911 USA