



MENTOR[®]
MEMORYGEL[®]
XTRA BREAST
IMPLANTS



30
YEARS
of Satisfaction¹²

What makes MemoryGel® Xtra an Innovation?



Surgeon Needs

200+ Surgeons

Identified a clinical need for an implant to better resist external pressures without resulting in aesthetics deformities

Potential Highly Cohesive Implant Challenges:³

- Visible aesthetic defects from implants flipping in-vivo
- Edge visibility, especially in the upper pole



Patient Needs

450+ Consumers

Defined **softness** as one of the most important implant attributes*⁴

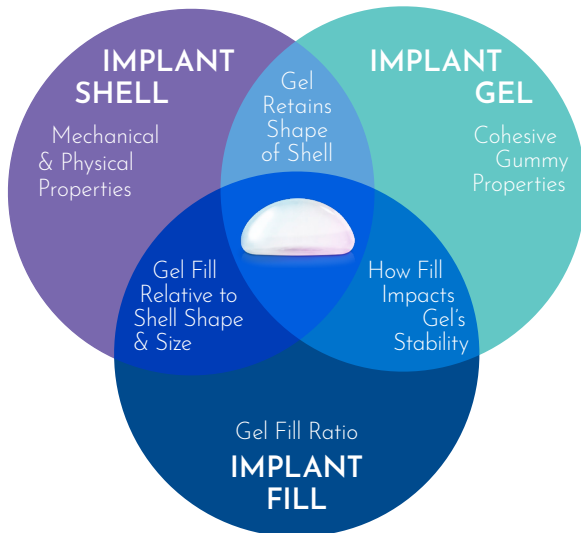
*In-person consumer survey with 452 respondents



Reconstruction patients have a desire to maintain attributes of their native breasts

Individual Implant Components are Not Performance Indicators

An implant's performance can be influenced by how the **fill** impacts the **gel's** ability to achieve and retain the desired shape of the **shell**.



Cohesivity is Only One Attribute

AST F703 and ISO 14607 states that gel characterization can be performed via the Gel Penetration Test Method.²

Gel Penetrometer Test



There is no standardization of cohesivity levels across manufacturers.²

ASTM F703-18, Standard Specification for Implantable Breast Prostheses

**Over 9,000 Prototypes
were Proposed**




The Science of Breast Implants




MemoryGel® Xtra is where design meets performance through reverse engineering. This combination of benefits is designed to lower the risk of implant related deformities that may be associated with competitor devices.^{3,5} The MemoryGel® Xtra Breast Implant provides the necessary firmness^{6,7} needed while maintaining the soft, natural feel your patients desire.^{*4}

Implant Shell



Implant Gel



Implant Fill



DESIGN

Shell Elongation Test

Our shell elongation test measures the tensile strength of our shells based on ASTM D412 and ISO 14607 testing standards.

The **MemoryGel® Breast Implant shell has 30% stronger materials strength¹⁸** on average than another manufacturer's implant shell, yet is **35% thinner.^{**8}**

The thinner shell of the MemoryGel® Portfolio of Breast Implants results in a softer, more natural feeling implant without compromising strength or softness.⁵

Surfaces You Can Trust

MENTOR® Smooth Breast Implants demonstrated the lowest bacterial adherence and growth compared to Allergan®, Motiva®, Eurosilicone®, Polytech® POLYtxt®, Nagor® Nagotex®. This includes the lowest adherence for bacteria associated with capsular contracture and biofilm formation.⁹

0% Biofilm Formation in a recent study of SILTEX® Microtexture¹ at either the expander-muscle or muscle-ADM interface.¹⁰

STORED ENERGY

Vertical Compression Test

Our vertical compression test is used to evaluate the ability of our implants to maintain their projection under given loads.

Stored Energy measures the amount of energy that can be released to counter compression, also referred to as form stability.

The elasticity of the shell plays a greater role in energy storage. This may reduce the chance of visible or palpable rippling/wrinkling while potentially increasing projection. MemoryGel® Xtra offers stored energy.

MemoryGel® Xtra also provides the shape stability of a more highly cross-linked gel but the implant maintains a natural softness. By having stored energy, MemoryGel® Xtra potentially reduces the risk of wrinkling.

MemoryGel® Xtra is designed to resist permanent deformation of its shape as caused by external soft tissue forces.⁵

PRECISION FILLING

Precision filling is used for MemoryGel® Xtra Breast Implants, there is a specific shell-gel ratio for each style and volume.


MemoryGel® Xtra is designed to reduce visible or palpable implant wrinkling while producing desired projection.⁵

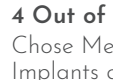
This combination of benefits may result in a lower risk deformities that may be associated with competitor devices.⁴

Lateral Compression Test

This test is used to quantify the of softness in our implants.

The MemoryGel® Xtra Breast Implant feels softer than another manufacturer's.⁶

 **9 Out of 10 Consumers** Chose MemoryGel® Xtra as feeling more like natural breasts over the competitor¹⁴

 **4 Out of 5 Surgeons** Chose MemoryGel® Xtra Implants as the product they would use for their cases - in both augmentation & reconstruction settings^{5,11}

* In-person consumer survey with 452 respondents

¹ Head-to-head testing according to industry standard ASTM D412, test method for rubber properties in tension (v. 0901) between MemoryGel® (n=10) and Natrelle Inspira (n=10)

^{**} Head-to-head shell thickness measurement of a representative sample of MemoryGel® (n=10) and Natrelle Inspira breast implants. (n=10)

³ Head-to-head blinded in-person tabletop product comparison (MemoryGel Xtra vs. Inspira Responsive vs. Inspira Cohesive) with 452 respondents

⁸ Head-to-head in-person tabletop product comparison (MemoryGel Xtra vs. Inspira Responsive vs. Inspira Cohesive) with 79 surgeons

References:

1. Based on worldwide market share. Data as of December 2019. 2. ASTM F703-18, Standard Specification for Implantable Breast Prostheses, ASTM International, West Conshohocken, PA, 2018. www.astm.org. 3. Jewell M.L., Bengtson B.P., Smither K., Nuti G., Perry T. Physical properties of silicone gel breast implants. *Aesthet. Surg. J.* 2019;39:264-275. doi:10.1093/asj/sjyl03. 4. Mentor Consumer Preference Market Research Report - July 2017. 5. Caplin, D (2018). Implant Testing and the 'Strain Energy' Concept. *Plast Reconstr Surg.* 2018 Oct;142(4S The Science of Breast Implants):12S-20S. doi:10.1097/PRS.0000000000004998. 6. Mentor R&D Compression Benchmark Testing - July 2017. 7. Product Dimensions for MemoryGel and MemoryGel Xtra Breast Implants. 8. Mentor Implant Shell Mechanical Properties between Allergan Natrelle and MemoryGel Xtra - August 2017. 8.1 MemoryGel Silicone Breast Implants Product Insert Sheet. 2018. 8.2 Natrelle® Silicone-Filled Breast Implants and Natrelle® Inspira® Breast Implants Directions for Use. Irvine, CA: Allergan Inc; 2015. 9. Jones P, et al. The Functional Influence of Breast Implant Outer Shell Morphology on Bacterial Attachment and Growth. *Plas Reconstr Surg.* 142: 837, 2018. 10. Michael Danino. Capsular Biofilm Formation at the Interface of Textured Expanders and Human Acellular Dermal Matrix: A Comparative Scanning Electron Microscopy Study. *Plastic and Reconstructive Surgery.* 2018;141(4). doi:10.1097/prs.0000000000004216. 11. Mentor Surgeon Preference Market Research Report - July 2017. 12. Bondurant, S., Ernster, V., and Herdman, R. Safety of Silicone Implants. Washington, DC: National Academy Press. 1999.

IMPORTANT SAFETY INFORMATION

MENTOR® Breast Implants are indicated for breast augmentation, in women who are at least 18 years old, or for breast reconstruction. Breast implant surgery should not be performed in those women with active infection anywhere in their body, those with existing cancer or pre-cancer of their breast(s), those who have not received adequate treatment for these conditions or those who are pregnant or nursing. There are risks associated with breast implant surgery. Breast implants are not lifetime devices and breast implantation is not necessarily a one-time surgery. Patients may require additional unplanned surgeries on the breast(s) because of complications or unacceptable cosmetic outcomes. Many of the changes to the breast(s) following implantation are irreversible (cannot be undone) and breast implants may affect the ability to breastfeed, either by reducing or eliminating milk production. The most common complications with MENTOR® MemoryGel® Breast Implants include re-operation, implant removal, capsular contracture, asymmetry, and breast pain. A lower risk of complication is implant rupture, which is most often silent (meaning neither you nor your doctor will know you have a rupture). The health consequences of a ruptured silicone gel breast implant have not been fully established. MRI screenings are recommended three years after initial implant surgery and then every two years after to detect silent rupture.

© Mentor Worldwide LLC 2020 142188-200603 EMEA

www.mentorwllc.eu This publication is not intended for distribution outside of the EMEA region.

The third-party trademarks used herein are the trademarks of the respective owners

Mentor® MemoryGel® Xtra Breast Implant Profiles

SILTEX® Microtextured Round Moderate Plus Xtra



Volume (cc)	Diam. (cm)	Proj. (cm)	Lower Pole Arc C-D cm	Catalog #	Resterilizable Gel Sizer†
130	9.1	3.1	6.6cm	TMPX-130	RSZ-MPX-130
160	9.5	3.3	6.9cm	TMPX-160	RSZ-MPX-160
190	10.1	3.5	7.3cm	TMPX-190	RSZ-MPX-190
215	10.5	3.6	7.5cm	TMPX-215	RSZ-MPX-215
240	10.9	3.8	7.8cm	TMPX-240	RSZ-MPX-240
270	11.4	3.9	8.1cm	TMPX-270	RSZ-MPX-270
295	11.6	4.1	8.3cm	TMPX-295	RSZ-MPX-295
325	11.9	4.2	8.5cm	TMPX-325	RSZ-MPX-325
350	12.2	4.3	8.7cm	TMPX-350	RSZ-MPX-350
370	12.7	4.3	8.9cm	TMPX-370	RSZ-MPX-370
405	12.8	4.5	9.1cm	TMPX-405	RSZ-MPX-405
440	13.1	4.8	9.3cm	TMPX-440	RSZ-MPX-440
490	13.6	4.8	9.7cm	TMPX-490	RSZ-MPX-490
545	14.1	5.0	10.0cm	TMPX-545	RSZ-MPX-545
605	14.4	5.3	10.3cm	TMPX-605	RSZ-MPX-605
645	15.0	5.3	10.6cm	TMPX-645	RSZ-MPX-645
755	15.7	5.6	11.1cm	TMPX-755	RSZ-MPX-755

SILTEX® Microtextured Round High Xtra



Volume (cc)	Diam. (cm)	Proj. (cm)	Lower Pole Arc C-D cm	Catalog #	Resterilizable Gel Sizer†
150	8.4	4.2	6.9cm	THPX-150	RSZ-THPX-150
175	9.0	4.4	7.3cm	THPX-175	RSZ-THPX-175
200	9.4	4.5	7.6cm	THPX-200	RSZ-THPX-200
230	9.8	4.8	8.0cm	THPX-230	RSZ-THPX-230
255	10.1	4.9	8.2cm	THPX-255	RSZ-THPX-255
285	10.5	5.1	8.5cm	THPX-285	RSZ-THPX-285
325	10.8	5.4	8.8cm	THPX-325	RSZ-THPX-325
340	11.1	5.4	9.0cm	THPX-340	RSZ-THPX-340
365	11.4	5.5	9.2cm	THPX-365	RSZ-THPX-365
405	11.6	5.9	9.4cm	THPX-405	RSZ-THPX-405
425	11.9	5.8	9.6cm	THPX-425	RSZ-THPX-425
455	12.1	6.0	9.8cm	THPX-455	RSZ-THPX-455
470	12.3	5.9	10.0cm	THPX-470	RSZ-THPX-470
515	12.6	6.2	10.2cm	THPX-515	RSZ-THPX-515
570	13.2	6.3	10.5cm	THPX-570	RSZ-THPX-570
620	13.4	6.5	10.9cm	THPX-620	RSZ-THPX-620
680	14.0	6.6	11.2cm	THPX-680	RSZ-THPX-680
725	14.5	6.7	11.4cm	THPX-725	RSZ-THPX-725
765	14.7	6.7	11.7cm	THPX-765	RSZ-THPX-765

Smooth Mentor® MemoryGel® Xtra Breast Implant Profiles

Smooth Round Moderate Plus Xtra

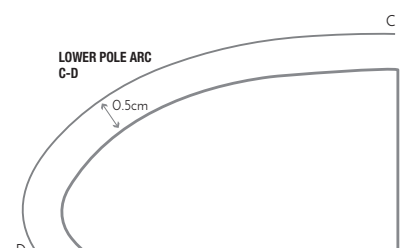


Volume (cc)	Diam. (cm)	Proj. (cm)	Lower Pole Arc C-D cm	Catalog #	Resterilizable Gel Sizer†
130	8.9	3.1	6.6	SMPX-130	RSZ-MPX-130
160	9.5	3.3	6.9	SMPX-160	RSZ-MPX-160
190	10.0	3.4	7.3	SMPX-190	RSZ-MPX-190
215	10.4	3.6	7.5	SMPX-215	RSZ-MPX-215
240	10.8	3.7	7.8	SMPX-240	RSZ-MPX-240
270	11.4	3.8	8.1	SMPX-270	RSZ-MPX-270
295	11.5	4.0	8.3	SMPX-295	RSZ-MPX-295
325	11.9	4.1	8.5	SMPX-325	RSZ-MPX-325
350	12.3	4.1	8.7	SMPX-350	RSZ-MPX-350
370	12.6	4.1	8.9	SMPX-370	RSZ-MPX-370
405	12.7	4.4	9.1	SMPX-405	RSZ-MPX-405
440	13.1	4.5	9.3	SMPX-440	RSZ-MPX-440
490	13.6	4.7	9.7	SMPX-490	RSZ-MPX-490
545	14.0	4.9	10.0	SMPX-545	RSZ-MPX-545
605	14.5	5.1	10.3	SMPX-605	RSZ-MPX-605
645	14.9	5.1	10.6	SMPX-645	RSZ-MPX-645
755	15.7	5.4	11.1	SMPX-755	RSZ-MPX-755

Smooth Round High Xtra



Volume (cc)	Diam. (cm)	Proj. (cm)	Lower Pole Arc C-D cm	Catalog #	Resterilizable Gel Sizer†
150	8.3	4.1	6.9	SHPX-150	RSZ-SHPX-150
180	8.8	4.4	7.3	SHPX-180	RSZ-SHPX-180
200	9.2	4.5	7.6	SHPX-200	RSZ-SHPX-200
235	9.5	4.9	8.0	SHPX-235	RSZ-SHPX-235
260	9.9	5.0	8.2	SHPX-260	RSZ-SHPX-260
285	10.3	5.0	8.5	SHPX-285	RSZ-SHPX-285
335	10.7	5.4	8.8	SHPX-335	RSZ-SHPX-335
355	11.0	5.5	9.0	SHPX-355	RSZ-SHPX-355
380	11.3	5.5	9.2	SHPX-380	RSZ-SHPX-380
415	11.5	5.8	9.4	SHPX-415	RSZ-SHPX-415
450	11.9	5.9	9.6	SHPX-450	RSZ-SHPX-450
465	12.1	5.8	9.8	SHPX-465	RSZ-SHPX-465
490	12.5	5.8	10.0	SHPX-490	RSZ-SHPX-490
535	12.7	6.0	10.2	SHPX-535	RSZ-SHPX-535
595	13.1	6.3	10.5	SHPX-595	RSZ-SHPX-595
650	13.5	6.5	10.9	SHPX-650	RSZ-SHPX-650
700	14.1	6.5	11.2	SHPX-700	RSZ-SHPX-700
755	14.4	6.7	11.4	SHPX-755	RSZ-SHPX-755
790	14.8	6.7	11.7	SHPX-790	RSZ-SHPX-790



† Resterilizable up to 10 times.