



MENTOR[®] PRODUCT GUIDE

Breast Implants, Sizers
and Tissue Expanders

EFFECTIVE 2023

#1
**GLOBAL
BRAND¹**

Contents

- 1 Mentor® MemoryGel® Xtra Breast Implant Profiles

- 3 Smooth Mentor® MemoryGel® Xtra Breast Implant Profiles

- 5 Smooth Mentor® MemoryGel® Breast Implant Profiles

- 9 Mentor® MemoryGel® Breast Implant Profiles, Cohesive I™

- 13 Mentor® MemoryGel® Breast Implant Profiles, Cohesive II™

- 15 MENTOR® CPG™ SILTEX® Breast Implant Profiles, Cohesive III™

- 21 MENTOR® Saline Round Breast Implant Profiles

- 23 MENTOR® Breast Tissue Expanders

- 25 MENTOR® BECKER™ Expander/Breast Implants

- 27 SPECTRUM™ Adjustable Saline Breast Implants

- 29 Smooth Tissue Expanders

- 31 Important Safety Information



Mentor® MemoryGel® Xtra Breast Implant Profiles

SILTEX® Microtextured Round Moderate Plus Xtra Profile



Volume (cc)	Diameter (cm)	Projection (cm)	Lower Pole Arc C-D cm	Catalog #	Resterilizable Gel Sizer†
130	9.1	3.1	6.6cm	TMPX-130	RSZ-MPX-130
160	9.5	3.3	6.9cm	TMPX-160	RSZ-MPX-160
190	10.1	3.5	7.3cm	TMPX-190	RSZ-MPX-190
215	10.5	3.6	7.5cm	TMPX-215	RSZ-MPX-215
240	10.9	3.8	7.8cm	TMPX-240	RSZ-MPX-240
270	11.4	3.9	8.1cm	TMPX-270	RSZ-MPX-270
295	11.6	4.1	8.3cm	TMPX-295	RSZ-MPX-295
325	11.9	4.2	8.5cm	TMPX-325	RSZ-MPX-325
350	12.2	4.3	8.7cm	TMPX-350	RSZ-MPX-350
370	12.7	4.3	8.9cm	TMPX-370	RSZ-MPX-370
405	12.8	4.5	9.1cm	TMPX-405	RSZ-MPX-405
440	13.1	4.8	9.3cm	TMPX-440	RSZ-MPX-440
490	13.6	4.8	9.7cm	TMPX-490	RSZ-MPX-490
545	14.1	5.0	10.0cm	TMPX-545	RSZ-MPX-545
605	14.4	5.3	10.3cm	TMPX-605	RSZ-MPX-605
645	15.0	5.3	10.6cm	TMPX-645	RSZ-MPX-645
755	15.7	5.6	11.1cm	TMPX-755	RSZ-MPX-755

Mentor® MemoryGel® Xtra Breast Implant Profiles

SILTEX® Microtextured Round High Xtra Profile



Volume (cc)	Diameter (cm)	Projection (cm)	Lower Pole Arc C-D cm	Catalog #	Resterilizable Gel Sizer†
150	8.4	4.2	6.9cm	THPX-150	RSZ-THPX-150
175	9.0	4.4	7.3cm	THPX-175	RSZ-THPX-175
200	9.4	4.5	7.6cm	THPX-200	RSZ-THPX-200
230	9.8	4.8	8.0cm	THPX-230	RSZ-THPX-230
255	10.1	4.9	8.2cm	THPX-255	RSZ-THPX-255
285	10.5	5.1	8.5cm	THPX-285	RSZ-THPX-285
325	10.8	5.4	8.8cm	THPX-325	RSZ-THPX-325
340	11.1	5.4	9.0cm	THPX-340	RSZ-THPX-340
365	11.4	5.5	9.2cm	THPX-365	RSZ-THPX-365
405	11.6	5.9	9.4cm	THPX-405	RSZ-THPX-405
425	11.9	5.8	9.6cm	THPX-425	RSZ-THPX-425
455	12.1	6.0	9.8cm	THPX-455	RSZ-THPX-455
470	12.3	5.9	10.0cm	THPX-470	RSZ-THPX-470
515	12.6	6.2	10.2cm	THPX-515	RSZ-THPX-515
570	13.2	6.3	10.5cm	THPX-570	RSZ-THPX-570
620	13.4	6.5	10.9cm	THPX-620	RSZ-THPX-620
680	14.0	6.6	11.2cm	THPX-680	RSZ-THPX-680
725	14.5	6.7	11.4cm	THPX-725	RSZ-THPX-725
765	14.7	6.7	11.7cm	THPX-765	RSZ-THPX-765

† Resterilizable up to 10 times.

† Resterilizable up to 10 times.

Smooth Mentor® MemoryGel® Xtra Breast Implant Profiles

Smooth Round Moderate Plus Xtra Profile



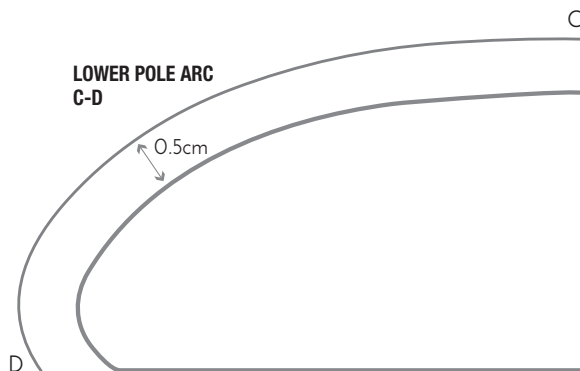
Volume (cc)	Diam. (cm)	Proj. (cm)	Lower Pole Arc C-D cm	Catalog #	Resterilizable Gel Sizer†
130	8.9	3.1	6.6	SMPX-130	RSZ-MPX-130
160	9.5	3.3	6.9	SMPX-160	RSZ-MPX-160
190	10.0	3.4	7.3	SMPX-190	RSZ-MPX-190
215	10.4	3.6	7.5	SMPX-215	RSZ-MPX-215
240	10.8	3.7	7.8	SMPX-240	RSZ-MPX-240
270	11.4	3.8	8.1	SMPX-270	RSZ-MPX-270
295	11.5	4.0	8.3	SMPX-295	RSZ-MPX-295
325	11.9	4.1	8.5	SMPX-325	RSZ-MPX-325
350	12.3	4.1	8.7	SMPX-350	RSZ-MPX-350
370	12.6	4.1	8.9	SMPX-370	RSZ-MPX-370
405	12.7	4.4	9.1	SMPX-405	RSZ-MPX-405
440	13.1	4.5	9.3	SMPX-440	RSZ-MPX-440
490	13.6	4.7	9.7	SMPX-490	RSZ-MPX-490
545	14.0	4.9	10.0	SMPX-545	RSZ-MPX-545
605	14.5	5.1	10.3	SMPX-605	RSZ-MPX-605
645	14.9	5.1	10.6	SMPX-645	RSZ-MPX-645
755	15.7	5.4	11.1	SMPX-755	RSZ-MPX-755

Smooth Mentor® MemoryGel® Xtra Breast Implant Profiles

Smooth Round High Xtra Profile



Volume (cc)	Diam. (cm)	Proj. (cm)	Lower Pole Arc C-D cm	Catalog #	Resterilizable Gel Sizer†
150	8.3	4.1	6.9	SHPX-150	RSZ-SHPX-150
180	8.8	4.4	7.3	SHPX-180	RSZ-SHPX-180
200	9.2	4.5	7.6	SHPX-200	RSZ-SHPX-200
235	9.5	4.9	8.0	SHPX-235	RSZ-SHPX-235
260	9.9	5.0	8.2	SHPX-260	RSZ-SHPX-260
285	10.3	5.0	8.5	SHPX-285	RSZ-SHPX-285
335	10.7	5.4	8.8	SHPX-335	RSZ-SHPX-335
355	11.0	5.5	9.0	SHPX-355	RSZ-SHPX-355
380	11.3	5.5	9.2	SHPX-380	RSZ-SHPX-380
415	11.5	5.8	9.4	SHPX-415	RSZ-SHPX-415
450	11.9	5.9	9.6	SHPX-450	RSZ-SHPX-450
465	12.1	5.8	9.8	SHPX-465	RSZ-SHPX-465
490	12.5	5.8	10.0	SHPX-490	RSZ-SHPX-490
535	12.7	6.0	10.2	SHPX-535	RSZ-SHPX-535
595	13.1	6.3	10.5	SHPX-595	RSZ-SHPX-595
650	13.5	6.5	10.9	SHPX-650	RSZ-SHPX-650
700	14.1	6.5	11.2	SHPX-700	RSZ-SHPX-700
755	14.4	6.7	11.4	SHPX-755	RSZ-SHPX-755
790	14.8	6.7	11.7	SHPX-790	RSZ-SHPX-790



† Resterilizable up to 10 times.

† Resterilizable up to 10 times.

Smooth Mentor® MemoryGel® Breast Implant Profiles

Smooth Round Moderate Plus Profile



Volume (cc)	Diameter (cm)	Projection (cm)	Catalog #	Resterilizable Gel Sizer†
125	8.9	2.8	350-1251 BC	RSZ-1251
150	9.5	2.9	350-1501 BC	RSZ-1501
175	10.0	3.1	350-1751 BC	RSZ-1751
200	10.5	3.2	350-2001 BC	RSZ-2001
225	10.9	3.3	350-2251 BC	RSZ-2251
250	11.3	3.4	350-2501 BC	RSZ-2501
275	11.7	3.5	350-2751 BC	RSZ-2751
300	12.0	3.6	350-3001 BC	RSZ-3001
325	12.3	3.8	350-3251 BC	RSZ-3251
350	12.5	3.9	350-3501 BC	RSZ-3501
375	12.8	4.0	350-3751 BC	RSZ-3751
400	13.1	4.0	350-4001 BC	RSZ-4001
450	13.6	4.2	350-4501 BC	RSZ-4501
500	14.1	4.3	350-5001 BC	RSZ-5001
550	14.6	4.5	350-5501 BC	RSZ-5501
600	15.0	4.6	350-6001 BC	RSZ-6001
700	15.8	4.9	350-7001 BC	RSZ-7001
800	16.5	5.1	350-8001 BC	RSZ-8001

Smooth Mentor® MemoryGel® Breast Implant Profiles

Smooth Round High Profile



Volume (cc)	Diameter (cm)	Projection (cm)	Catalog #	Resterilizable Gel Sizer†
125	8.3	3.5	350-1254 BC	RSZ-1254
150	8.8	3.7	350-1504 BC	RSZ-1504
175	9.3	3.9	350-1754 BC	RSZ-1754
200	9.7	4.0	350-2004 BC	RSZ-2004
225	10.1	4.2	350-2254 BC	RSZ-2254
250	10.5	4.3	350-2504 BC	RSZ-2504
275	10.8	4.4	350-2754 BC	RSZ-2754
300	11.1	4.5	350-3004 BC	RSZ-3004
325	11.4	4.6	350-3254 BC	RSZ-3254
350	11.7	4.8	350-3504 BC	RSZ-3504
375	12.0	4.8	350-3754 BC	RSZ-3754
400	12.2	5.0	350-4004 BC	RSZ-4004
425	12.5	5.0	350-4254 BC	RSZ-4254
450	12.8	5.1	350-4504 BC	RSZ-4504
500	13.2	5.3	350-5004 BC	RSZ-5004
550	13.6	5.5	350-5504 BC	RSZ-5504
600	14.0	5.6	350-6004 BC	RSZ-6004
650	14.4	5.7	350-6504 BC	RSZ-6504
700	14.8	5.8	350-7004 BC	RSZ-7004
800	15.5	6.0	350-8004 BC	RSZ-8004

† Resterilizable up to 10 times.

† Resterilizable up to 10 times.

Smooth Mentor® MemoryGel® Breast Implant Profiles

Smooth Round Ultra High Profile



Volume (cc)	Diameter (cm)	Projection (cm)	Catalog #	Resterilizable Gel Sizer†
135	7.8	4.1	350-5135 BC	RSZ-5135
160	8.2	4.3	350-5160 BC	RSZ-5160
185	8.4	4.4	350-5185 BC	RSZ-5185
215	8.7	4.5	350-5215 BC	RSZ-5215
240	9.0	4.7	350-5240 BC	RSZ-5240
270	9.3	4.8	350-5270 BC	RSZ-5270
295	9.7	5.0	350-5295 BC	RSZ-5295
320	9.8	5.1	350-5320 BC	RSZ-5320
350	10.1	5.2	350-5350 BC	RSZ-5350
375	10.4	5.3	350-5375 BC	RSZ-5375
400	10.6	5.4	350-5400 BC	RSZ-5400
430	10.9	5.6	350-5430 BC	RSZ-5430
455	11.2	5.7	350-5455 BC	RSZ-5455
480	11.4	5.8	350-5480 BC	RSZ-5480
535	12.0	6.1	350-5535 BC	RSZ-5535
590	12.5	6.3	350-5590 BC	RSZ-5590

† Resterilizable up to 10 times.

† Resterilizable up to 10 times.

Mentor® MemoryGel® Breast Implant Profiles, Cohesive I™

SILTEX® Microtextured Round Moderate Plus Profile



Volume (cc)	Diameter (cm)	Projection (cm)	Catalog #	Resterilizable Gel Sizer†
100	8.1	2.7	354-1001	
125	8.8	2.9	354-1251	RSZ-1251
150	9.4	3.0	354-1501	RSZ-1501
175	10.0	3.2	354-1751	RSZ-1751
200	10.5	3.3	354-2001	RSZ-2001
225	10.9	3.5	354-2251	RSZ-2251
250	11.3	3.6	354-2501	RSZ-2501
275	11.7	3.7	354-2751	RSZ-2751
300	12.0	3.7	354-3001	RSZ-3001
325	12.3	3.8	354-3251	RSZ-3251
350	12.6	3.8	354-3501	RSZ-3501
375	12.9	3.9	354-3751	RSZ-3751
400	13.2	4.0	354-4001	RSZ-4001
450	13.7	4.1	354-4501	RSZ-4501
500	14.1	4.2	354-5001	RSZ-5001
550	14.4	4.4	354-5501	RSZ-5501
600	14.7	4.5	354-6001	RSZ-6001
700	15.7	4.8	354-7001	RSZ-7001
800	16.6	5.0	354-8001	RSZ-8001

Mentor® MemoryGel® Breast Implant Profiles, Cohesive I™

SILTEX® Microtextured Round High Profile



Volume (cc)	Diameter (cm)	Projection (cm)	Catalog #	Resterilizable Gel Sizer†
125	8.4	3.6	354-4125	RSZ-1254
150	8.9	3.8	354-4150	RSZ-1504
175	9.4	4.0	354-4175	RSZ-1754
200	9.9	4.1	354-4200	RSZ-2004
225	10.2	4.3	354-4225	RSZ-2254
250	10.5	4.5	354-4250	RSZ-2504
275	10.9	4.6	354-4275	RSZ-2754
300	11.1	4.7	354-4300	RSZ-3004
325	11.5	4.8	354-4325	RSZ-3254
350	11.7	4.9	354-4350	RSZ-3504
375	12.0	5.0	354-4375	RSZ-3754
400	12.3	5.1	354-4400	RSZ-4004
425	12.5	5.2	354-4425	RSZ-4254
450	12.7	5.2	354-4450	RSZ-4504
500	13.2	5.4	354-4500	RSZ-5004
550	13.5	5.6	354-4550	RSZ-5504
600	14.0	5.7	354-4600	RSZ-6004
650	14.3	5.8	354-4650	RSZ-6504
700	14.7	6.0	354-4700	RSZ-7004
800	15.4	6.3	354-4800	RSZ-8004

† Resterilizable up to 10 times.

† Resterilizable up to 10 times.

Mentor® MemoryGel® Breast Implant Profiles, Cohesive I™

SILTEX® Microtextured Round Ultra High Profile



Volume (cc)	Diameter (cm)	Projection (cm)	Catalog #	Resterilizable Gel Sizer†
135	8.0	4.3	354-5135	RSZ-5135
160	8.4	4.5	354-5160	RSZ-5160
185	8.6	4.6	354-5185	RSZ-5185
215	8.9	4.7	354-5215	RSZ-5215
240	9.2	4.9	354-5240	RSZ-5240
270	9.5	5.0	354-5270	RSZ-5270
295	9.9	5.2	354-5295	RSZ-5295
320	10.0	5.3	354-5320	RSZ-5320
350	10.3	5.4	354-5350	RSZ-5350
375	10.5	5.5	354-5375	RSZ-5375
400	10.8	5.6	354-5400	RSZ-5400
430	11.1	5.8	354-5430	RSZ-5430
455	11.3	5.9	354-5455	RSZ-5455
480	11.6	6.0	354-5480	RSZ-5480
535	12.1	6.3	354-5535	RSZ-5535
590	12.6	6.5	354-5590	RSZ-5590

† Resterilizable up to 10 times.

† Resterilizable up to 10 times.

Mentor® MemoryGel® Breast Implant Profiles, Cohesive II™

SILTEX® Microtextured Round Breast Implants, Moderate Plus Profile



Volume (cc)	Diameter (cm)	Projection (cm)	Catalog #	Resterilizable Gel Sizer†
125	8.8	2.9	324-5125	RSZ-1251
150	9.4	3.0	324-5150	RSZ-1501
175	10.0	3.2	324-5175	RSZ-1751
200	10.5	3.3	324-5200	RSZ-2001
225	10.9	3.5	324-5225	RSZ-2251
250	11.3	3.6	324-5250	RSZ-2501
275	11.7	3.7	324-5275	RSZ-2751
300	12.0	3.7	324-5300	RSZ-3001
325	12.3	3.8	324-5325	RSZ-3251
350	12.6	3.8	324-5350	RSZ-3501
375	12.9	3.9	324-5375	RSZ-3751
400	13.2	4.0	324-5400	RSZ-4001
450	13.7	4.1	324-5450	RSZ-4501
500	14.1	4.2	324-5500	RSZ-5001
550	14.4	4.4	324-5550	RSZ-5501
600	14.7	4.5	324-5600	RSZ-6001
700	15.7	4.8	324-5700	RSZ-7001
800	16.6	5.0	324-5800	RSZ-8001

Mentor® MemoryGel® Breast Implant Profiles, Cohesive II™

SILTEX® Microtextured Round Breast Implants, High Profile



Volume (cc)	Diameter (cm)	Projection (cm)	Catalog #	Resterilizable Gel Sizer†
125	8.4	3.6	324-4125	RSZ-1254
150	8.9	3.8	324-4150	RSZ-1504
175	9.4	4.0	324-4175	RSZ-1754
200	9.9	4.1	324-4200	RSZ-2004
225	10.2	4.3	324-4225	RSZ-2254
250	10.5	4.5	324-4250	RSZ-2504
275	10.9	4.6	324-4275	RSZ-2754
300	11.1	4.7	324-4300	RSZ-3004
325	11.5	4.8	324-4325	RSZ-3254
350	11.7	4.9	324-4350	RSZ-3504
375	12.0	5.0	324-4375	RSZ-3754
400	12.3	5.1	324-4400	RSZ-4004
425	12.5	5.2	324-4425	RSZ-4254
450	12.7	5.2	324-4450	RSZ-4504
500	13.2	5.4	324-4500	RSZ-5004
550	13.5	5.6	324-4550	RSZ-5504
600	14.0	5.7	324-4600	RSZ-6004
650	14.3	5.8	324-4650	RSZ-6504
700	14.7	6.0	324-4700	RSZ-7004
800	15.4	6.3	324-4800	RSZ-8004

† Resterilizable up to 10 times.

† Resterilizable up to 10 times.

MENTOR® CPG™ SILTEX® Breast Implant Profiles, Cohesive III™

SILTEX® Microtextured, CPG™ Implants 311, Low Height/Moderate Projection



Vol. (cc)	Width (cm)	Height (cm)	Proj. (cm)	Lower Pole Arc	Catalog #	Resterilizable Gel Sizer*
				A-B cm		
120	9.5	8.5	3.2	6.9	334-0951	RSZ-0095
140	10.0	8.9	3.4	7.2	334-1001	RSZ-0100
160	10.5	9.4	3.6	7.5	334-1051	RSZ-0105
180	11.0	9.8	3.7	7.9	334-1101	RSZ-0110
210	11.5	10.3	3.9	8.2	334-1151	RSZ-0115
235	12.0	10.7	4.1	8.5	334-1201	RSZ-0120
270	12.5	11.2	4.2	8.8	334-1251	RSZ-0125
300	13.0	11.6	4.4	9.2	334-1301	RSZ-0130
335	13.5	12.0	4.6	9.5	334-1351	RSZ-0135
375	14.0	12.5	4.7	9.8	334-1401	RSZ-0140
415	14.5	12.9	4.9	10.1	334-1451	RSZ-0145
460	15.0	13.4	5.1	10.5	334-1501	RSZ-0150
510	15.5	13.8	5.2	10.8	334-1551	RSZ-0155
560	16.0	14.3	5.4	11.1	334-1601	RSZ-0160
615	16.5	14.7	5.6	11.4	334-1651	RSZ-0165

SILTEX® Microtextured, CPG™ Implants 312, Low Height/Moderate Plus Projection



Vol. (cc)	Width (cm)	Height (cm)	Proj. (cm)	Lower Pole Arc	Catalog #	Resterilizable Gel Sizer*
				A-B cm		
125	9.0	8.0	3.8	7.2	334-0907	RSZ-0907
145	9.5	8.4	4.0	7.5	334-0957	RSZ-0957
170	10.0	8.8	4.2	7.9	334-1007	RSZ-1007
195	10.5	9.3	4.4	8.3	334-1057	RSZ-1057
225	11.0	9.7	4.7	8.6	334-1107	RSZ-1107
255	11.5	10.2	4.9	9.0	334-1157	RSZ-1157
290	12.0	10.6	5.1	9.3	334-1207	RSZ-1207
330	12.5	11.1	5.3	9.7	334-1257	RSZ-1257
370	13.0	11.5	5.5	10.0	334-1307	RSZ-1307
415	13.5	11.9	5.7	10.4	334-1357	RSZ-1357
465	14.0	12.4	5.9	10.8	334-1407	RSZ-1407
515	14.5	12.8	6.1	11.1	334-1457	RSZ-1457
570	15.0	13.3	6.3	11.5	334-1507	RSZ-1507
690	16.0	14.2	6.8	12.2	334-1607	RSZ-1607

Note: Individual implant dimensions may vary slightly in products of this type.
Not all units will conform exactly to the dimensions noted above.

MENTOR® CPG™ SILTEX® Breast Implant Profiles, Cohesive III™

SILTEX® Microtextured, CPG™ Implants 313, Low Height/High Projection



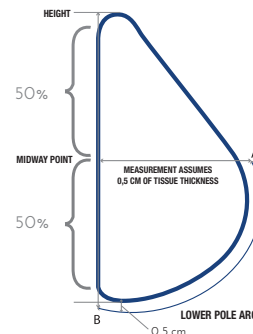
Vol. (cc)	Width (cm)	Height (cm)	Proj. (cm)	Lower Pole Arc	Catalog #	Resterilizable Gel Sizer*
				A-B cm		
130	9.0	8.1	4.4	7.6	334-0906	RSZ-0906
155	9.5	8.6	4.5	7.8	334-0956	RSZ-0956
180	10.0	9.0	4.6	8.3	334-1006	RSZ-1006
210	10.5	9.5	4.8	8.7	334-1056	RSZ-1056
240	11.0	9.9	4.9	9.1	334-1106	RSZ-1106
270	11.5	10.3	5.0	9.5	334-1156	RSZ-1156
310	12.0	10.8	5.2	9.9	334-1206	RSZ-1206
350	12.5	11.2	5.4	10.2	334-1256	RSZ-1256
395	13.0	11.7	5.6	10.6	334-1306	RSZ-1306
440	13.5	12.2	5.8	11.0	334-1356	RSZ-1356
490	14.0	12.6	6.1	11.4	334-1406	RSZ-1406
545	14.5	13.1	6.3	11.7	334-1456	RSZ-1456
605	15.0	13.5	6.6	12.1	334-1506	RSZ-1506

Cohesive Level	Implant Height	Implant Projection
III 3	Tall 3	High 3
	Medium 2	Moderate Plus 2
	Low 1	Moderate 1

Key: Digit 1 = Cohesive Level
Digit 2 = Height of Implant
Digit 3 = Projection of Implant

Understanding the Lower Pole Arc

LOWER POLE ARC (LPA) = Length measured along the lower pole of the implant running from the bottom of the implant (Point B) up to the midway point (Point A) including a 0,5 cm of tissue thickness.



Diagrams not to scale, for reference only.

Note: Individual implant dimensions may vary slightly in products of this type.
Not all units will conform exactly to the dimensions noted above.

MENTOR® CPG™ SILTEX® Breast Implant Profiles, Cohesive III™

SILTEX® Microtextured, CPG™ Implants 321, Medium Height/Moderate Projection



Vol. (cc)	Width (cm)	Height (cm)	Proj. (cm)	Lower Pole Arc A-B cm	Catalog #	Resterilizable Gel Sizer*
120	9.0	8.5	3.3	7.0	354-0908	RSZ-0908
135	9.5	8.9	3.5	7.3	354-0958	RSZ-0958
155	10.0	9.4	3.7	7.7	354-1008	RSZ-1008
180	10.5	9.9	3.8	8.0	354-1058	RSZ-1058
215	11.0	10.3	3.9	8.2	354-1108	RSZ-1108
245	11.5	10.8	4.0	8.6	354-1158	RSZ-1158
280	12.0	11.3	4.2	8.9	354-1208	RSZ-1208
315	12.5	11.8	4.4	9.2	354-1258	RSZ-1258
355	13.0	12.2	4.6	9.6	354-1308	RSZ-1308
395	13.5	12.7	4.7	9.9	354-1358	RSZ-1358
440	14.0	13.2	4.9	10.3	354-1408	RSZ-1408
480	14.5	13.3	5.0	10.5	354-1458	RSZ-1458
530	15.0	14.1	5.2	10.9	354-1508	RSZ-1508
640	16.0	15.0	5.6	11.5	354-1608	RSZ-1608
775	17.0	16.0	5.9	12.2	354-1708	RSZ-1708

SILTEX® Microtextured, CPG™ Implants 322, Medium Height/Moderate Plus Projection



Vol. (cc)	Width (cm)	Height (cm)	Proj. (cm)	Lower Pole Arc A-B cm	Catalog #	Resterilizable Gel Sizer*
140	9.0	8.5	3.8	7.6	334-0905	RSZ-0905
165	9.5	8.9	4.0	8.0	334-0955	RSZ-0955
195	10.0	9.4	4.2	8.4	334-1005	RSZ-1005
225	10.5	9.9	4.4	8.8	334-1055	RSZ-1055
255	11.0	10.3	4.7	9.2	334-1105	RSZ-1105
295	11.5	10.8	4.9	9.5	334-1155	RSZ-1155
330	12.0	11.3	5.1	9.9	334-1205	RSZ-1205
375	12.5	11.8	5.3	10.3	334-1255	RSZ-1255
420	13.0	12.2	5.5	10.7	334-1305	RSZ-1305
475	13.5	12.7	5.7	11.1	334-1355	RSZ-1355
525	14.0	13.2	5.9	11.4	334-1405	RSZ-1405
585	14.5	13.6	6.1	11.8	334-1455	RSZ-1455
650	15.0	14.1	6.3	12.2	334-1505	RSZ-1505

Note: Individual implant dimensions may vary slightly in products of this type.
Not all units will conform exactly to the dimensions noted above.

MENTOR® CPG™ SILTEX® Breast Implant Profiles, Cohesive III™

SILTEX® Microtextured, CPG™ Implants 323, Medium Height/High Projection



Vol. (cc)	Width (cm)	Height (cm)	Proj. (cm)	Lower Pole Arc A-B cm	Catalog #	Resterilizable Gel Sizer*
165	9.0	8.5	4.6	8.1	334-0902	RSZ-0902
195	9.5	8.9	4.8	8.5	334-0952	RSZ-0952
225	10.0	9.4	5.1	8.9	334-1002	RSZ-1002
260	10.5	9.9	5.3	9.3	334-1052	RSZ-1052
300	11.0	10.3	5.6	9.7	334-1102	RSZ-1102
345	11.5	10.8	5.8	10.1	334-1152	RSZ-1152
390	12.0	11.3	6.0	10.5	334-1202	RSZ-1202
440	12.5	11.8	6.2	10.9	334-1252	RSZ-1252
495	13.0	12.2	6.5	11.3	334-1302	RSZ-1302
555	13.5	12.7	6.7	11.8	334-1352	RSZ-1352
620	14.0	13.2	6.9	12.2	334-1402	RSZ-1402
685	14.5	13.6	7.1	12.6	334-1452	RSZ-1452

Note: Individual implant dimensions may vary slightly in products of this type.
Not all units will conform exactly to the dimensions noted above.

MENTOR® CPG™ SILTEX® Breast Implant Profiles, Cohesive III™

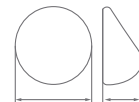
SILTEX® Microtextured, CPG™ Implants 331, Tall Height/Moderate Projection



Vol. (cc)	Width (cm)	Height (cm)	Proj. (cm)	Lower Pole Arc	Catalog #	Resterilizable Gel Sizer*
				A-B cm		
125	9.0	9.2	3.2	7.3	334-0903	RSZ-0903
150	9.5	9.7	3.3	7.7	334-0953	RSZ-0953
175	10.0	10.2	3.4	8.1	334-1003	RSZ-1003
200	10.5	10.7	3.5	8.4	334-1053	RSZ-1053
230	11.0	11.3	3.6	8.8	334-1103	RSZ-1103
265	11.5	11.8	3.7	9.1	334-1153	RSZ-1153
300	12.0	12.3	3.9	9.5	334-1203	RSZ-1203
340	12.5	12.8	4.0	9.9	334-1253	RSZ-1253
380	13.0	13.3	4.1	10.2	334-1303	RSZ-1303
425	13.5	13.8	4.3	10.6	334-1353	RSZ-1353
475	14.0	14.3	4.5	11.0	334-1403	RSZ-1403
530	14.5	14.8	4.6	11.3	334-1453	RSZ-1453
585	15.0	15.3	4.8	11.7	334-1503	RSZ-1503
645	15.5	15.9	5.0	12.1	334-1553	RSZ-1553

MENTOR® CPG™ SILTEX® Breast Implant Profiles, Cohesive III™

SILTEX® Microtextured, CPG™ Implants 333, Tall Height/High Projection



Vol. (cc)	Width (cm)	Height (cm)	Proj. (cm)	Lower Pole Arc	Catalog #	Resterilizable Gel Sizer*
				A-B cm		
180	9.0	9.4	4.6	8.4	334-0904	RSZ-4090
215	9.5	9.9	4.8	8.8	334-0954	RSZ-4095
250	10.0	10.4	5.1	9.3	334-1004	RSZ-4100
290	10.5	10.9	5.3	9.7	334-1054	RSZ-4105
330	11.0	11.5	5.6	10.1	334-1104	RSZ-4110
380	11.5	12.0	5.8	10.5	334-1154	RSZ-4115
430	12.0	12.5	6.0	11.0	334-1204	RSZ-4120
485	12.5	13.0	6.2	11.4	334-1254	RSZ-4125
545	13.0	13.5	6.5	11.8	334-1304	RSZ-4130
610	13.5	14.1	6.7	12.2	334-1354	RSZ-4135
680	14.0	14.6	6.9	12.7	334-1404	RSZ-4140
755	14.5	15.1	7.1	13.1	334-1454	RSZ-4145

SILTEX® Microtextured, CPG™ Implants 332, Tall Height/Moderate Plus Projection



Vol. (cc)	Width (cm)	Height (cm)	Proj. (cm)	Lower Pole Arc	Catalog #	Resterilizable Gel Sizer*
				A-B cm		
145	9.0	9.4	3.8	8.1	334-0909	RSZ-0909
175	9.5	9.9	4.0	8.5	334-0959	RSZ-0959
205	10.0	10.4	4.2	8.9	334-1009	RSZ-1009
235	10.5	10.9	4.4	9.3	334-1059	RSZ-1059
270	11.0	11.5	4.7	9.7	334-1109	RSZ-1109
305	11.5	12.0	4.9	10.1	334-1159	RSZ-1159
350	12.0	12.5	5.1	10.5	334-1209	RSZ-1209
395	12.5	13.0	5.3	10.9	334-1259	RSZ-1259
445	13.0	13.5	5.5	11.3	334-1309	RSZ-1309
495	13.5	14.1	5.7	11.7	334-1359	RSZ-1359
555	14.0	14.6	5.9	12.1	334-1409	RSZ-1409
615	14.5	15.1	6.1	12.6	334-1459	RSZ-1459
680	15.0	15.6	6.3	13.0	334-1509	RSZ-1509

Note: Individual implant dimensions may vary slightly in products of this type.
Not all units will conform exactly to the dimensions noted above.

Note: Individual implant dimensions may vary slightly in products of this type.
Not all units will conform exactly to the dimensions noted above.

MENTOR® Saline Round Breast Implant Profiles

Smooth Round Moderate Profile



Vol. (cc)	Diam. (cm)	Proj. (cm)	Vol. (cc)	Diam. (cm)	Proj. (cm)	Catalog #	Sterile Saline Sizer*
125	9.5	3.0	150	9.1	3.4	350-1610	351-125SZ
150	10.0	3.1	175	9.6	3.7	350-1615	
175	10.6	3.3	200	10.0	3.9	350-1620	351-175SZ
200	11.0	3.4	225	10.4	3.9	350-1625	
225	11.5	3.5	250	10.9	4.0	350-1630	351-225SZ
250	11.9	3.6	275	11.2	4.1	350-1635	
275	12.3	3.7	300	11.7	4.2	350-1640	351-275SZ
300	12.6	3.7	325	12.1	4.3	350-1645	
325	13.0	3.8	375	12.3	4.5	350-1650	351-325SZ
350	13.3	3.9	400	12.6	4.7	350-1655	
375	13.6	4.0	425	12.8	4.8	350-1660	351-375SZ
425	14.2	4.1	475	13.5	4.9	350-1670	351-425SZ
475	14.8	4.2	525	14.2	4.9	350-1680	351-475SZ
525	15.0	4.2	575	14.5	5.1	350-1685	
575	15.0	4.5	625	14.8	5.1	350-1690	
625	15.2	4.6	700	14.9	5.6	350-1695	
700	15.6	4.9	775	14.9	5.8	350-1697	
NOMINAL FILL			MAXIMUM FILL			*Single Use Only	

Smooth Round Moderate Plus Profile



Vol. (cc)	Diam. (cm)	Proj. (cm)	Vol. (cc)	Diam. (cm)	Proj. (cm)	Catalog #	Sterile Saline Sizer*
175	9.5	3.5	210	9.3	4.2	350-2175	351-2175SZ
200	10.0	3.7	240	9.7	4.4	350-2200	351-2200SZ
225	10.4	3.8	270	10.1	4.6	350-2225	351-2225SZ
250	10.8	4.0	300	10.5	4.7	350-2250	351-2250SZ
275	11.0	4.1	330	10.8	4.9	350-2275	351-2275SZ
300	11.5	4.3	360	11.2	5.0	350-2300	351-2300SZ
325	11.9	4.4	390	11.5	5.2	350-2325	351-2325SZ
350	12.1	4.5	420	11.7	5.3	350-2350	351-2350SZ
375	12.3	4.6	450	12.0	5.4	350-2375	351-2375SZ
400	12.6	4.7	480	12.3	5.5	350-2400	351-2400SZ
425	12.9	4.8	510	12.5	5.6	350-2425	351-2425SZ
450	13.0	4.9	540	12.8	5.7	350-2450	351-2450SZ
475	13.3	5.0	570	13.0	5.8	350-2475	351-2475SZ
500	13.6	5.1	600	13.2	5.9	350-2500	351-2500SZ
550	14.0	5.3	660	13.7	6.1	350-2550	351-2550SZ
600	14.5	5.5	720	14.1	6.3	350-2600	351-2600SZ
650	14.8	5.6	780	14.4	6.5	350-2650	351-2650SZ
700	15.2	5.8	840	14.8	6.6	350-2700	351-2700SZ
750	15.6	5.9	900	15.1	6.8	350-2750	351-2750SZ
800	16.1	6.0	960	15.5	7.0	350-2800	351-2800SZ
NOMINAL FILL			MAXIMUM FILL			*Single Use Only	

Note: Individual implant dimensions may vary slightly in products of this type.
Not all units will conform exactly to the dimensions noted above.

MENTOR® Saline Round Breast Implant Profiles

Smooth Round High Profile



Vol. (cc)	Diam. (cm)	Proj. (cm)	Vol. (cc)	Diam. (cm)	Proj. (cm)	Catalog #	Sterile Saline Sizer*
170	9.0	4.0	200	8.8	4.9	350-3170	
190	9.3	4.1	225	9.1	5.1	350-3190	351-3190SZ
210	9.6	4.2	250	9.5	5.3	350-3210	
230	10.0	4.3	275	9.8	5.5	350-3230	351-3230SZ
250	10.2	4.5	300	10.0	5.6	350-3250	
270	10.4	4.6	325	10.2	5.8	350-3270	351-3270SZ
290	10.8	4.7	350	10.5	5.9	350-3290	351-3290SZ
310	11.0	4.8	375	10.7	6.0	350-3310	351-3310SZ
330	11.3	4.8	400	11.0	6.2	350-3330	351-3330SZ
380	11.7	5.2	450	11.4	6.4	350-3380	351-3380SZ
420	12.0	5.4	500	11.7	6.7	350-3420	351-3420SZ
460	12.4	5.5	550	12.1	6.9	350-3460	
500	12.8	5.6	600	12.4	7.1	350-3500	351-3500SZ
560	13.4	5.7	675	13.1	7.3	350-3560	
630	13.8	5.9	750	13.4	7.4	350-3630	351-3630SZ
NOMINAL FILL			MAXIMUM FILL			*Single Use Only	

Note: Individual implant dimensions may vary slightly in products of this type.
Not all units will conform exactly to the dimensions noted above.

MENTOR® Breast Tissue Expanders

CPX4™ SILTEX® Breast Tissue Expander with and without Suture Tabs



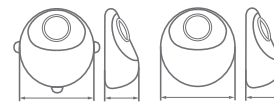
Low Height				SILTEX® Texture Surface 3 Suture Tabs	SILTEX® Texture Surface No Suture Tabs
Vol. (cc)	Width (cm)	Height (cm)	Proj. (cm)	Catalog #	Catalog #
250	11.4	8.1	6.1	354-9121	354-8121
350	12.7	9.4	6.5	354-9122	354-8122
450	14.0	10.2	7.1	354-9123	354-8123
550	15.0	10.9	7.4	354-9124	354-8124
650	15.7	11.2	7.9	354-9125	354-8125
750	16.5	11.9	8.1	354-9126	354-8126



Medium Height				SILTEX® Texture Surface 3 Suture Tabs	SILTEX® Texture Surface No Suture Tabs
Vol. (cc)	Width (cm)	Height (cm)	Proj. (cm)	Catalog #	Catalog #
275	10.7	9.3	6.2	354-9221	354-8221
350	11.7	10.0	6.6	354-9222	354-8222
450	12.7	10.8	7.0	354-9223	354-8223
550	13.5	11.7	7.4	354-9224	354-8224
650	14.6	12.6	7.6	354-9225	354-8225
800	15.6	13.3	8.0	354-9226	354-8226

MENTOR® Breast Tissue Expanders

CPX4™ SILTEX® Breast Tissue Expander with and without Suture Tabs



Tall Height				SILTEX® Texture Surface 3 Suture Tabs	SILTEX® Texture Surface No Suture Tabs
Vol. (cc)	Width (cm)	Height (cm)	Proj. (cm)	Catalog #	Catalog #
250	10.1	10.7	5.6	354-9321	354-8321
350	11.3	11.8	6.0	354-9322	354-8322
450	12.3	12.9	6.5	354-9323	354-8323
550	13.2	13.8	6.9	354-9324	354-8324
650	14.0	14.6	7.3	354-9325	354-8325
750	14.6	15.3	7.6	354-9326	354-8326
850	15.4	15.9	7.9	354-9327	354-8327

ACCESSORIES

Description	Catalog #
CENTERSCOPE™ Magnetic Detection Device	350-4402

All expanders include a CENTERSCOPE™ Magnetic Detection Device and 21-Gauge Winged Infusion set

The use of these tissue expanders are contraindicated in patients who have Implanted devices such as pacemakers, drug infusion devices, artificial sensing devices, etc. that would be affected by a magnetic field.

MRI unsafe. The injection part contains a stainless steel magnetic part, which may be identified during a metal detection procedure.

MENTOR® BECKER™ SILTEX® Expander/Breast Implants

MENTOR® BECKER™ 25 SILTEX® Expander/Breast Implants, Cohesive I™

(25% Silicone Gel, Cohesive I™, in outer lumen, 75% Saline in inner lumen)



Catalog #	Vol. (cc)	Gel Volume cc	TEMPORARY OVEREXPANSION VOLUMES	
			Max Saline cc	Total Gel-Saline cc
354-1500	150	40	185	225
354-2000	200	50	250	300
354-2500	250	60	315	375
354-3000	300	75	375	450
354-3500	350	90	435	525
354-4000	400	100	500	600
354-5000	500	125	625	750
354-6000	600	150	750	900
354-7000	700	175	875	1050
354-8000	800	200	1000	1200



MENTOR® BECKER™ SILTEX® Expander/Breast Implants

MENTOR® BECKER™ 25 SILTEX® Expander/Breast Implants, Cohesive I™

Total Saline cc	Total Gel-Saline cc	Diameter (cm)	Proj. (cm)	Catalog #
85-150	125-190	10.7	2.4	354-1500
125-200	175-250	11.6	2.7	354-2000
165-255	225-315	12.1	3.0	354-2500
200-300	275-375	12.9	3.0	354-3000
235-350	325-440	14.1	3.0	354-3500
275-400	375-500	13.9	3.4	354-4000
350-500	475-625	14.7	3.7	354-5000
425-600	575-750	15.6	4.2	354-6000
500-700	675-875	16.8	4.3	354-7000
575-800	775-1000	17.2	4.6	354-8000

MENTOR® BECKER™ 35 SILTEX® Expander/Breast Implants, Cohesive II™

(35% Silicone Gel, Cohesive II™, in outer lumen, 65% Saline in inner lumen)



Catalog #	Vol. (cc)	Gel Volume cc	TEMPORARY OVEREXPANSION VOLUMES	
			Max Saline cc	Total Gel-Saline cc
324-0955	145	50	120	170
324-1055	195	70	155	225
324-1155	255	90	205	295
324-1205	290	100	235	335
324-1255	325	110	270	380
324-1305	365	125	300	425
324-1355	400	130	335	465
324-1405	460	160	375	535
324-1505	565	195	460	655
324-1605	685	240	555	795



Total Saline cc	Total Gel-Saline cc	Width (cm)	Height (cm)	Proj. (cm)	Catalog #
85-95	135-145	9.5	8.3	4.2	324-0955
110-125	180-195	10.5	9.1	4.6	324-1055
145-165	235-255	11.5	10.0	5.1	324-1155
170-190	270-290	12.0	10.5	5.3	324-1205
190-215	300-325	12.5	10.9	5.5	324-1255
215-240	340-365	13.0	11.3	5.7	324-1305
240-270	370-400	13.5	11.8	5.9	324-1355
270-300	430-460	14.0	12.2	6.2	324-1405
330-370	525-565	15.0	13.1	6.6	324-1505
400-445	640-685	16.0	13.9	7.0	324-1605

ACCESSORIES

Description _____ Catalog #
INJECTION DOMES

Includes Standard and Micro Domes and both stainless steel and TRUE-LOCK™ connectors
350-DOMPK

Note: Individual implant dimensions may vary slightly in products of this type.
Not all units will conform exactly to the dimensions noted above.

Note: Individual implant dimensions may vary slightly in products of this type.
Not all units will conform exactly to the dimensions noted above.

SPECTRUM™ Adjustable Saline Breast Implants

Smooth Round SPECTRUM™



Catalog #	Temp. Volume cc	Min. Volume cc	NOMINAL FILL		
			Final Volume cc	Diameter (cm)	Projection (cm)
350-1410	125	105	125	9.4	2.7
350-1420	175	150	175	10.3	3.1
350-1430	225	190	225	10.8	3.5
350-1440	275	230	275	11.6	3.8
350-1450	325	275	325	12.4	4.0
350-1460	375	320	375	13.5	4.1
350-1470	425	360	425	14.0	4.2
350-1480	475	405	475	14.3	4.4
350-1485	525	450	525	15.0	4.4
350-1490	575	490	575	14.7	4.8



MAXIMUM FILL			Catalog #
Final Volume cc	Diameter (cm)	Projection (cm)	
150	9.3	3.2	350-1410
210	10.2	3.8	350-1420
270	10.9	4.3	350-1430
330	11.5	4.6	350-1440
390	12.1	4.9	350-1450
450	13.0	4.9	350-1460
510	13.7	4.8	350-1470
570	13.8	5.4	350-1480
630	14.4	5.6	350-1485
690	14.2	6.0	350-1490

Note: Individual implant dimensions may vary slightly in products of this type.
Not all units will conform exactly to the dimensions noted above.

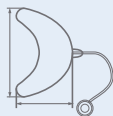
Note: Individual implant dimensions may vary slightly in products of this type.
Not all units will conform exactly to the dimensions noted above.

TISSUE EXPANDERS - Smooth Tissue Expanders



Smooth Round

Device Volume	Diameter	Projection	Catalog #
400 cc	11.3 cm	5.9 cm	350-4305M
550 cc	13.4 cm	5.8 cm	350-4307M
700 cc	14.6 cm	6.7 cm	350-4304M
850 cc	15.0 cm	7.2 cm	350-4308M



Smooth Crescent


Device Volume	Length	Width	Projection	Catalog #
50 cc	9.0 cm	5.7 cm	2.7 cm	350-4312M
100 cc	11.0 cm	6.9 cm	3.7 cm	350-4313M
200 cc	14.6 cm	7.5 cm	4.3 cm	350-4314M
300 cc	16.5 cm	10.3 cm	4.7 cm	350-4315M
400 cc	18.2 cm	11.4 cm	5.2 cm	350-4316M
500 cc	19.6 cm	12.4 cm	5.5 cm	350-4317M



Smooth Rectangle

Device Volume	Length	Width	Projection	Catalog #
50 cc	6.9 cm	3.2 cm	3.2 cm	350-4309M
100 cc	6.6 cm	5.1 cm	5.6 cm	350-4301M
250 cc	10.4 cm	7.3 cm	5.6 cm	350-4302M
400 cc	10.6 cm	9.3 cm	6.6 cm	350-4303M
550 cc	13.7 cm	7.1 cm	7.7 cm	350-4310M
700 cc	15.0 cm	8.0 cm	7.9 cm	350-4311M

TISSUE EXPANDERS - Smooth Tissue Expanders



Smooth Elliptical

Device Volume	Length	Width	Nominal Projection	TEMPORARY OVEREXPANSION		Catalog #
				Proj.	Max. Vol.	
25 cc	6.0 cm	4.0 cm	2.3 cm	4.5 cm	75 cc	350-5301M
50 cc	8.0 cm	5.0 cm	2.5 cm	5.3 cm	150 cc	350-5302M
75 cc	10.0 cm	6.0 cm	2.1 cm	6.0 cm	225 cc	350-5303M
150 cc	12.0 cm	7.0 cm	3.2 cm	7.2 cm	450 cc	350-5304M
250 cc	14.0 cm	8.0 cm	4.5 cm	9.0 cm	750 cc	350-5305M

Note: Individual implant dimensions may vary slightly in products of this type.
Not all units will conform exactly to the dimensions noted above.

Note: Individual implant dimensions may vary slightly in products of this type.
Not all units will conform exactly to the dimensions noted above.

The MENTOR® | Promise™ Protection Plan

MENTOR® Breast Implants are backed by a comprehensive warranty²

The MENTOR Promise™ – with FREE and automatic comprehensive coverage – brings the peace of mind that our breast implants are protected for years to come.

Based on warranty comparisons of the following breast implants. The third-party trademarks used herein are the trademarks of the respective owners.

References:

1. Mentor Worldwide LLC. Mentor Worldwide Expander and Share Sales Data through Q2 2020.
2. MENTORPROMISE PROTECTION PLAN FOR MENTOR® BREAST IMPLANTS, Legal Document, 2021.

IMPORTANT SAFETY INFORMATION:

The MENTOR® Collection of Breast Implants are indicated for breast reconstruction and breast augmentation - in women who are at least 18 years old for MENTOR® MemoryGel® Breast Implants, MENTOR® CPG™ Breast Implants, or MENTOR® Saline Breast Implants.

Breast implant surgery should not be performed in women:

- With active infection anywhere in their body
- With existing cancer or pre-cancer of their breast who have not received adequate treatment for those conditions
- Who are currently pregnant or nursing

Safety and effectiveness have not been established in patients with autoimmune diseases (for example lupus and scleroderma), a weakened immune system, conditions that interfere with wound healing and blood clotting, or reduced blood supply to breast tissue. Patients with a diagnosis of depression, or other mental health disorders, should wait until resolution or stabilization of these conditions prior to undergoing breast implantation surgery.

There are risks associated with breast implant surgery. You should be aware that breast implants are not lifetime devices and breast implantation may not be a one-time surgery. The chance of developing complications increases over time. You may need additional unplanned surgeries on your breasts because of complications or unacceptable cosmetic outcomes. Many of the changes to your breast following implantation are irreversible (cannot be undone) and breast implants may affect your ability to breastfeed, either by reducing or eliminating milk production.

Breast implants are not lifetime devices and breast implantation may not be a one-time surgery. The most common complications for breast augmentation with MemoryGel® Implants include any reoperation, capsular contracture, nipple sensation changes, and implant removal with or without replacement. The most common complications with CPG™ Breast Implants for breast augmentation include reoperation for any reason, implant removal with or without replacement, and ptosis. A lower risk of complication is rupture. The health consequences of a ruptured silicone gel breast implant have not been fully established. MRI screenings are recommended three years after initial implant surgery and then every two years after to detect silent rupture. Breast implants are also associated with the risk of breast implant-associated anaplastic large cell lymphoma (BIA-ALCL), an uncommon type of lymphoma. An individual's risk of developing BIA-ALCL with MENTOR® Breast Implants is low based on the data currently available on the incidence of worldwide cases.

Detailed information regarding the risks and benefits associated with MENTOR® Breast Implants is provided in several educational brochures, including the 'Important Information for Woman Considering Breast Implants' brochure, and the 'Making an Informed Decision' brochure. These brochures are available from your surgeon or visit <https://breastimplantsbymentor.net/safety/mentor-safety>. It is important that you read and understand these brochures when considering MENTOR® Breast Implants.

MENTOR® CONTOUR PROFILE™ Breast Tissue Expanders are used for breast reconstruction after mastectomy, correction of an underdeveloped breast, scar revision, and tissue defect procedures. These expanders are intended for temporary subcutaneous or submuscular implantation; they should be used within a time frame determined by the physician to achieve the clinically desired degree of tissue expansion.

DO NOT use the MENTOR® CONTOUR PROFILE™ Tissue Expander in patients that have a previously implanted device such as pacemakers, drug infusion devices, artificial sensing devices, etc. that could be affected by a magnetic field. Mentor has not tested the effects of radiation therapy with the MENTOR® CONTOUR PROFILE™ Expander devices. The incidence of extrusion of the expander has been shown to increase when the expander has been placed in injured areas: scarred, heavily irradiated or burned tissue, crushed bone areas, where severe surgical reduction of the area has previously been performed; and where steroids are used in the surgical pocket. Detailed information about indications, contraindications, warnings, and precautions associated with the use of MENTOR® CONTOUR PROFILE™ Expanders are provided in the Instructions for Use (IFU) available online at www.mentorwwllc.eu

© Mentor Worldwide LLC 2023 137754-230626 EMEA

This publication is not intended for distribution outside of the EMEA region.

The third-party trademarks used herein are the trademarks of the respective owners.

<https://www.jnjmedtech.com/en-EMEA/companies/mentor-implants>
Clinical Trials: www.clinicaltrials.gov

 **MENTOR®**
PART OF THE *Johnson & Johnson* FAMILY OF COMPANIES



PART OF THE *Johnson & Johnson* FAMILY OF COMPANIES