


 OCULUS®

Pentacam® HR

P R E M I U M

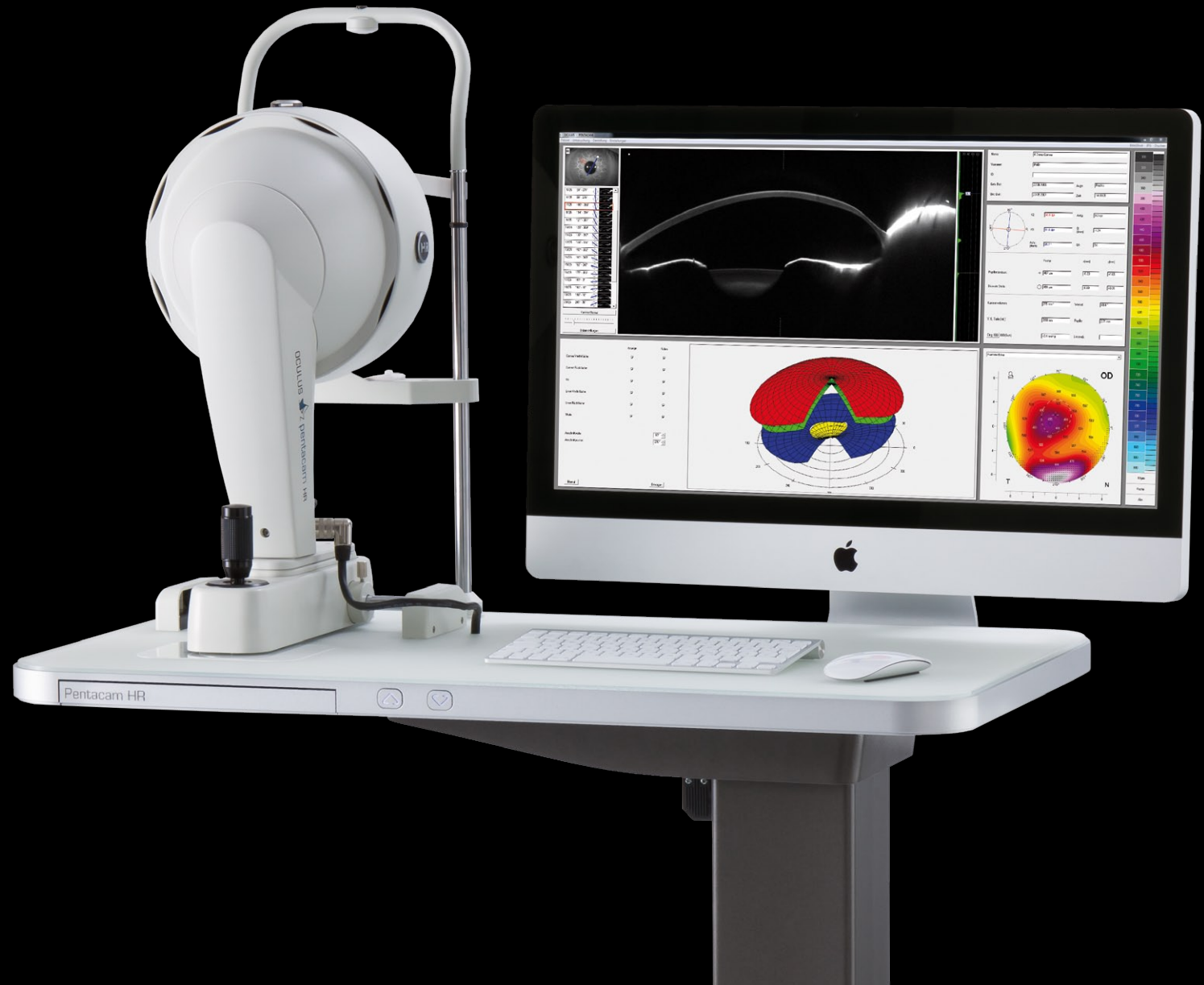


OCULUS PENTACAM® HR PREMIUM

The VISION is now REALITY.

The OCULUS Pentacam® HR Premium is a unique combination of optimized design and revolutionary technology. Comfort and comprehensive assessment of the anterior eye segment are joined in this extraordinary ensemble to support your daily diagnostic routine. All necessary software is included and you have every opportunity at hand.

You are unique, and so is your diagnostic instrument.



CUTTING EDGE TECHNOLOGY

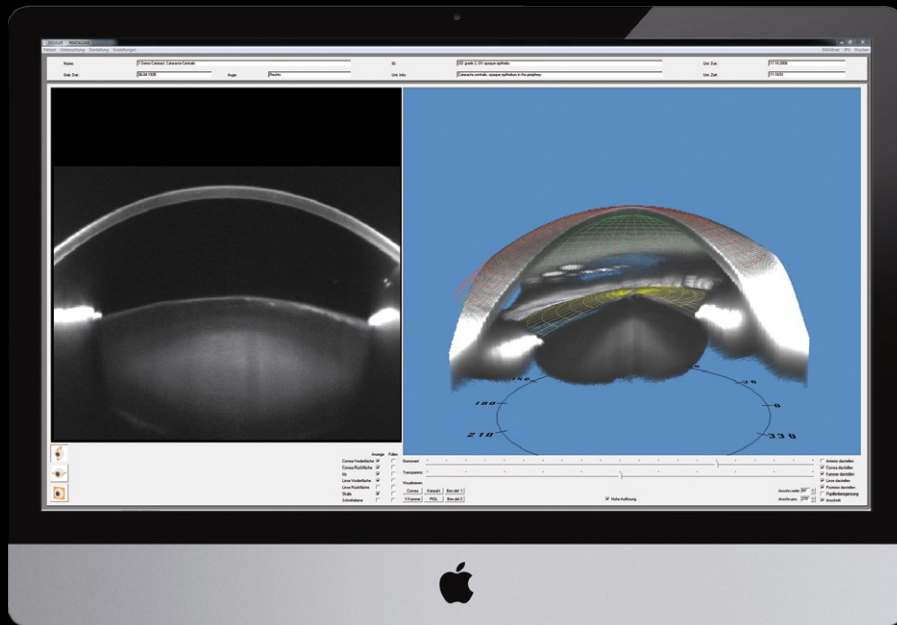
Convince your patients – just use the iPad.

The mobile iPad is part of the OCULUS Pentacam® HR Premium package. Your patients will be given a state-of-the-art presentation of the examination results, making it possible to discuss treatment options. Success is visible when comparing images before and after iridectomy or corneal surgery. Cataract progression over time is depicted and made understandable.



STATE-OF-THE-ART WORKSTATION

Stay up-to-date with the latest technology.



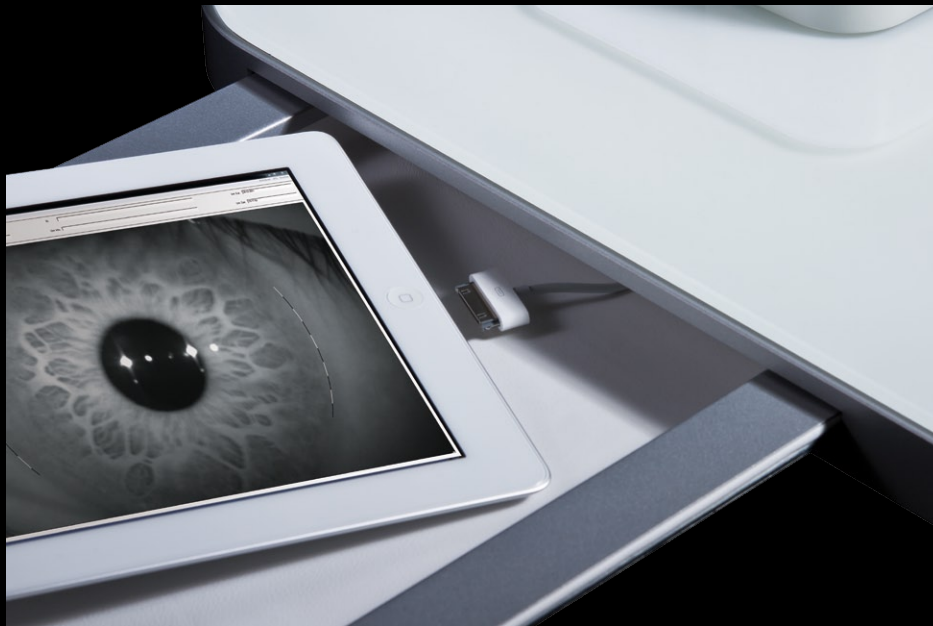
Impressively brilliant – the Apple iMac

Now, the brilliant high-res Scheimpflug pictures of the Pentacam® HR Premium are even more vivid and impressive. The large LED backlit widescreen TFT display presents your examination results with optimal clarity.



Entirely integrated – the slewing mechanism

The large screen can easily be slewed to the side. The iMac's stand is fully integrated into the table – shapely, functional and without tangled cables. This is system integration at its best – you will love it.



Keeping it organized – the drawer

The iPad is stored neatly inside a slim and convenient drawer. The docking station is also integrated and practically invisible. When using the iPad, the drawer can be cleverly employed for storing keyboard and mouse.



Adjusting – the lift table control

The illuminated arrows unobtrusively show you the correct movement, especially in darkened rooms. The exclusive lift table moves effortlessly and is adjustable as required. Perfect for every patient.

TECHNICAL DATA

OCULUS Pentacam® HR Premium

Pentacam® HR	
Camera	digital CCD camera
Light source	blue LEDs (475 nm UV-free)
Processor	DSP with 400 mil. operations/s
Speed	100 images in 2 seconds (<i>Cornea fine scan</i>)
Dimensions (HxWxD)	535 x 280 x 360 mm
Weight	9 kg

Measurement Range	
Curvature	3 to 38 mm 9 to 99 dpt
Precision	± 0,1 dpt
Reproducibility	± 0,1 dpt
Operating distance	80 mm

CE in accordance with Medical Products Directive 93/42/EEC



WWW.OCULUS.DE



OCULUS is certified by TÜV according to
DIN EN ISO 13485:2003/DIN EN ISO 9001:2000

OCULUS Optikgeräte GmbH
Postfach • 35549 Wetzlar • GERMANY
Tel. +49-641-2005-0 • Fax +49-641-2005-255
E-Mail: sales@oculus.de • www.oculus.de

All statements made in this brochure are correct to the best of Oculus' knowledge as of the printing date. Specification, accessories and design are subject to change without notification and may vary depending on region.